



Ministry of Education
Sultanate of Oman

Skills Book



Explore! We add **es** to make some words plural.

When do we add **es**?



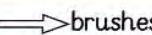
potato



potatoes




brush



brushes



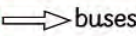
box



boxes



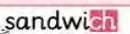
bus



buses




sandwich



sandwiches



glass



glasses



Ministry of Education
Sultanate of Oman
2012-2013

THE ENGLISH LANGUAGE COURSE FOR THE
SULTANATE OF OMAN

Skills Book

Grade 3B

Basic Education



Written by
Sally Etherton and Fawzia Al-Zedjali

This Edition Developed by
Chris Hourigan, Fawzia Al Zedjali, Ameena Al Bulushi,
Asia Al Tai and Maimoona Al Zadjali.

Designed and Produced by
Abdullah Al Jabry, Shadia Al Harthi
and Nasra Al Busaidy

Art Work
Ayman Al-Habsi

All Rights Reserved for
The Ministry of Education

2011–2012
MINISTRY OF EDUCATION
DIRECTORATE GENERAL OF CURRICULUM DEVELOPMENT
SULTANATE OF OMAN



H.M. Sultan Qaboos Bin Said

Dear Children,

Welcome to Grade 3 of your English course.

I hope you will enjoy learning English this year.

Your textbooks are important. Please look after your Class Book and your Skills Book and please show them to your mother and father every week.

Please talk to your teachers if you have a problem and they will be happy to help you.

We wish you happiness and success when you are at school under the wise leadership of His Majesty Sultan Qaboos Bin Said.

Have a great semester.

Madiha Bint Ahmed Al Shaibaniya.

Minister of Education.

Dear Children,

We hope you have fun learning English this year.

There are lots of activities in your Class Book and Skills Book. There are games, songs, stories and puzzles.

Your Class Book has got lots of pictures with reading and speaking activities. There are also some cut-out pages. You will use these to make masks and some game cards.

At the back of your Skills Book, there are pages where you can practise your handwriting. There is a letter at the back of your Skills Book. Please show the letter to your mum and dad so they can help you with your homework.


We hope you like learning English this semester.

The Writers.

My name is _____

My teacher is _____

I'm in class _____



UNIT 1

1 Join the letters.

Take turns.

Choose a number.

Write the word.

Join the letters.

Don't lift your pencil.



- | | | | | | |
|---------|-----------|--------------|--------------|--------------|-------------|
| 1 ant | 2 tree | 3 duck | 4 train | 5 circle | 6 camera |
| 7 mouse | 8 balloon | 9 television | 10 rectangle | 11 butterfly | 12 elephant |

Score	
Me

1 Read and write the words.

and

don't

like

the

on

but

are

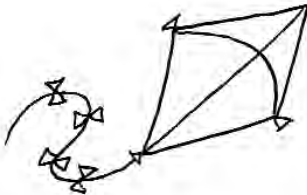


Look at my photo. The monkeys playing in the trees and elephant is eating nuts bananas. There is a parrot standing my head. I monkeys and elephants, I like parrots!

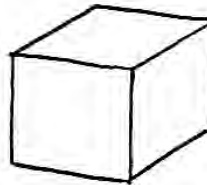
2 Complete the magic e words.



c _ k _



k _ t _



c _ b _



d _ t _



b _ k _



n _ s _

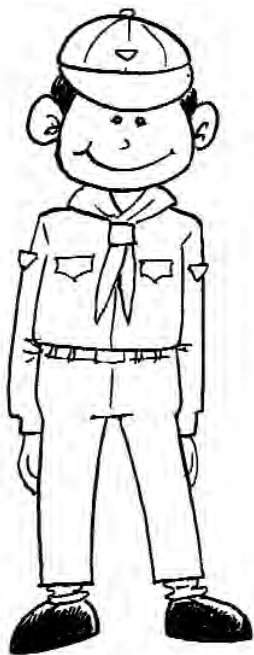


ph _ n _



f _ v _

1 Write is or are.



This is a new cub uniform.

The cap _____ beige.

The shirt _____ grey.

The trousers _____ blue.

The shoes _____ black.

The socks _____ white.



cap



t-shirt



shorts



shirt



dress



trousers



neck scarf

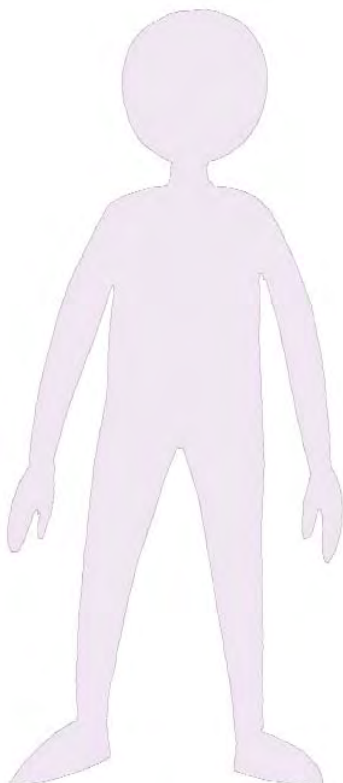


skirt



socks

2 Design and write about a uniform.



.....

.....

.....

.....

.....

.....


.....

.....

Think and write.



tent



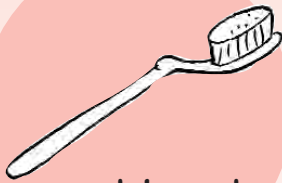
chocolate



money



comic



toothbrush



first aid



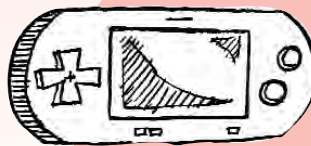
phone



water



football



computer game



fruit



clothes

need	want

1



Explore!

When do we use an apostrophe? '

He's playing the drums.

I'm putting up the tent.



We're reading books.



2 Match and write.

I'm = _____

he's = _____

you're = _____

they're = _____

can't = _____

isn't = _____

haven't = _____

they are

he is

I am

cannot


you are

have not

is not

1 Write about the picture.

What are they doing?



playing

dancing

fishing

reading

singing

running

flying

1

Write.

What badges have you got?

I have got _____

--	--	--	--	--

2

Read and choose a trip.

a

Mountain TripGet your Camping Badge
with us!

To: Jebel Shams

Cost: 3 rials.

Day: Monday – Wednesday

Date: 4th – 6th March

b

Join us!**Have fun**

Day of Sport

Join us! Have fun!

Trip to Sultan Qaboos Sport Centre

Cost: 1 rial.

Day: Thursday 5th March

Bus leaves school at 7 o'clock.

1

I like trips, but I
can't go on a trip
on Thursday.

2

I've got a
camping badge.
I like football
and volleyball.

3

I want a camping
badge and a sport
badge. I've got 2 rials

4

I like walking
and singing with
my friends. I
want to sleep in
a tent!

1

Find and circle the spelling words.

- 1 badge 2 blue 3 camping 4 fishing 5 grey
6 painting 7 uniform 8 reading 9 swimming 10 yellow

c	h	e	r	f	a	g	s	f
a	i	y	e	l	l	o	w	i
m	b	b	a	d	g	e	i	s
p	l	x	d	k	j	r	m	h
i	u	n	i	f	o	r	m	i
n	e	z	n	i	v	t	i	n
g	m	e	g	r	e	y	n	g
p	a	i	n	t	i	n	g	j

2

Write the word.

Choose a spelling word to complete the sentence.

1. My uniform is _____ and white.
2. I like _____ and swimming.
3. I've got a fishing _____.

Homework

1 Take out the apostrophes.
Write the sentences again.

1 I've got an entertaining badge.

I have got an entertaining badge.

2 I can swim, but I can't fly.

3 I'm putting up the tent.

2 Read and match the badges.



Children learn about tents and camping trips.

Children learn how to put on a bandage and how to follow safety rules.

Children listen to songs and music.

Children dance and tell stories.

3 Write **need** or **want**.

I _____ a computer game.

I _____ a home.

I _____ to drink water and eat food.

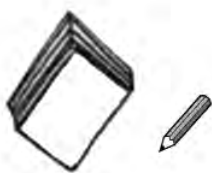
I _____ to watch television.

I _____ to play football.

I _____ to wash my hands before I eat.

I _____ my family and friends.

4 Circle the words.




avpsebookedareldrumompubandageadiope
perpaintbrushchiclacktentculabadger



UNIT 2

1 Write the **or** sound.



This h____se likes sp____t.

I want to see the f____t this m____ning.



Find more words with the **or** sound and spelling.

2 Read and write the words.

10 _____

16 _____

twenty

seventeen

11 _____

17 _____

fourteen

thirteen

12 _____

18 _____

twelve

fifteen

13 _____

19 _____

eleven

eighteen

14 _____

20 _____

sixteen

nineteen

15 _____

ten

1 Write a or an.



___ egg



___ orange



___ sandwich



___ pizza



___ banana



___ ice cream



___ cake



___ apple

2 Write about the food you eat.

My Food Diary.

Day	Food
Day 1 _____	
Day 2 _____	
Day 3 _____	

fish
rice
chicken
sandwich
jelly
apple
banana
dates
pizza
biscuits
chocolate
bread

1



Explore!

Look at the words. They are nouns.




I can see a big **bowl** of **ice cream**. It's got lots of **chocolate** and **strawberries** on it. There is a **mouse** next to the **ice cream**. The **mouse** is holding a **spoon** and a **plate**.

What are nouns?

2


Circle the nouns.

The Hungry Chicken.



The sun is up! I want my breakfast.

A potato. My favourite food!



It's a rock! My head feels bad.



Look! I can see a big, fat worm under that plant.



This worm is very strong.



It's a snake! It's time to run home!



Write the words.

good

brown

is

like

this

my

and

very

1



This pizza is _____ ! It
_____ made of flour,
tomatoes _____ cheese.

2



Ice cream is _____ favourite food.
It is soft, sweet and _____ cold! I
_____ strawberry ice cream.

3




I like _____ sandwich! It has got
_____ bread, chicken and lettuce.

2 Write about your food diary.

This food is important.
It makes me healthy.



This food is important.
It makes me grow.



This food is important.
It gives me energy.



I eat _____. It makes me healthy.

I eat _____. It makes me grow.

I eat _____. It gives me energy.

Write the questions and answers.



Have you got _____

It tastes better with _____

Yes. Here you are.









Thank you!



Write a recipe.

Equipment



a saucepan



a plate



a frying pan



a bowl



a spoon



a fork



a knife

Ingredients



salt



milk



cheese



eggs



butter



sugar



flour



tomatoes

1 Find and circle the spelling words.

- 1 add 2 cook 3 explore 4 fort 5 melt
6 mix 7 morning 8 shorts 9 sport 10 stir

b	k	e	x	f	a	g	d
m	i	x	c	o	s	i	s
a	s	p	o	r	t	u	h
d	e	l	s	t	i	r	o
d	c	o	o	k	w	b	r
m	o	r	n	i	n	g	t
v	m	e	l	t	y	j	s

2 Write the word.

Choose a spelling word to complete the sentence.

1. I want to cook a cake this _____.
2. Can I wear _____ to the fort?
3. Add butter, to the eggs and _____.

Homework

1 Draw the line and put the numbers in order.

ten
eleven
eighteen
twelve
seventeen
twenty
nineteen
sixteen
thirteen
fourteen
fifteen

2 Write sentences.

makes me healthy.

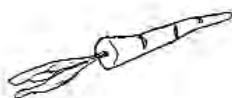
makes me grow.

gives me energy.



This food _____









3 Circle the nouns.

- ① add table small blue run
- ② eat tall write plate big
- ③ draw hot melt stir fort
- ④ this pink fork are cold
- ⑤ cake some the there red

4 Tell your family what these things are in Arabic.

knife

bowl

jar

carton

frying pan

spoon

bottle

packet

fork

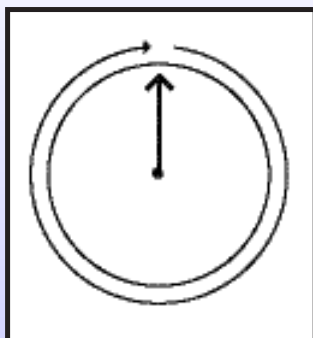
saucepan

plate

Parent's Signature _____

Unit 3 Time

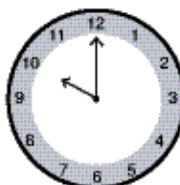
Listen and point to the clocks.



It's ten o'clock.



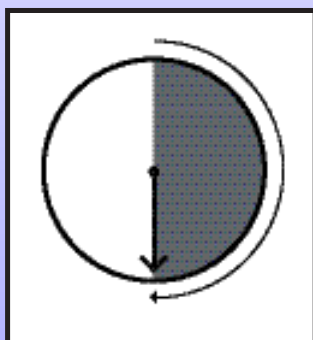
a



b



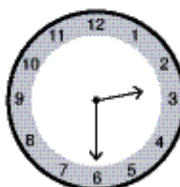
c



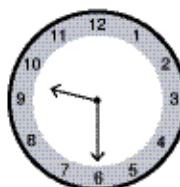
It's half past four.



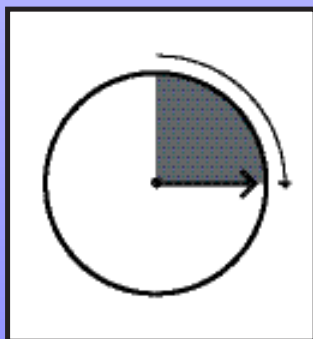
a



b



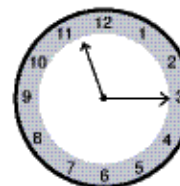
c



It's a quarter past six.



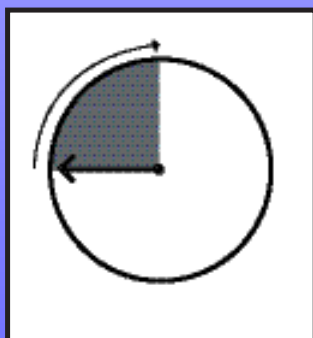
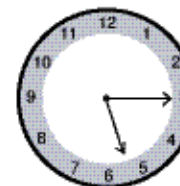
a



b



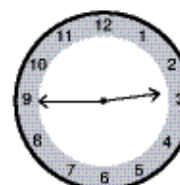
c



It's a quarter to seven.



a



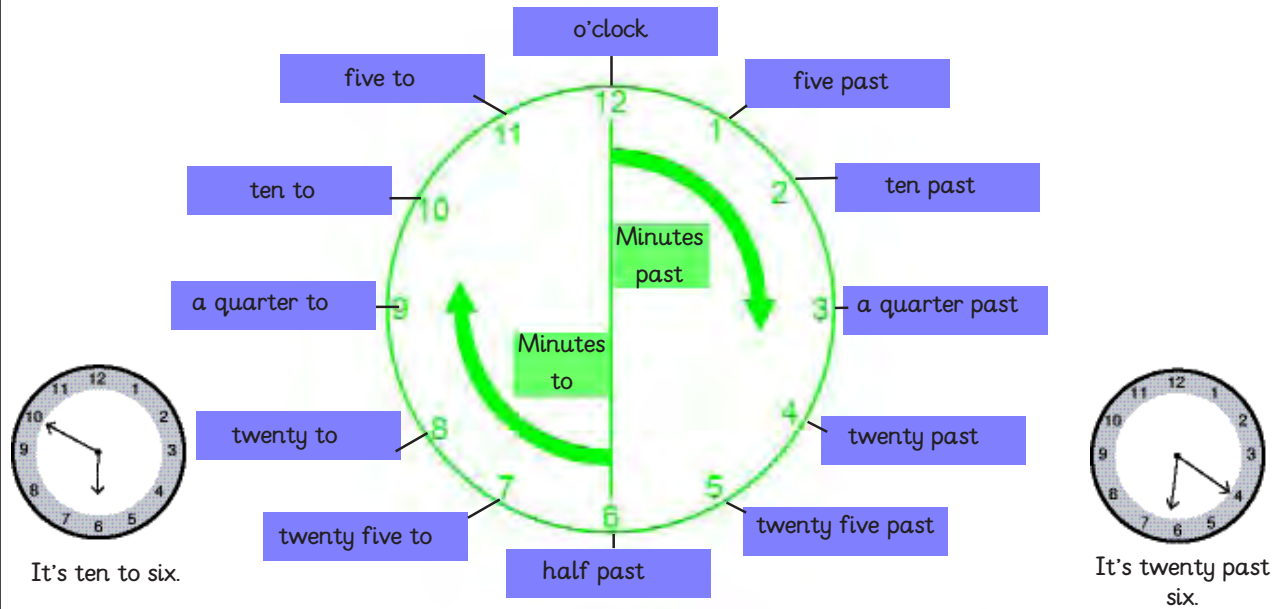
b



c



Look and read.



Listen and match.



1. It's half past four.



2. It's two o'clock.



3. It's ten past three.



4. It's a quarter past one.



5. It's twenty five to nine.



6. It's a quarter to eight.

Ask and answer.



What time is it?

It's ten past three.



Listen and write the letters.



Choose three watches and write the times.

.....

.....

.....

Say the chant.



Don't be late!

1, 2, 3, 4,
Look through the
window, open the
door,

5, 6, 7, 8,
It's time for English,
you're very late,

9, 10, 9, 10,
Don't be late for
English again!

Read and match the pictures.

I get up at half past seven.

1

☐

I eat breakfast at eight o'clock.

2

☐

I go to school at twenty past eight.

3

☐

I eat lunch at twenty five to one.

4

☐

I do my homework at a quarter to four.

5

☐

I play with my friends at five o'clock.

6

☐

I eat dinner at half past six.

7

☐

I go to bed at a quarter past eight.

8

☐


Ask and answer questions about your day.

What time do you get up?

I get up at half past six.

	me	my friend
get up		
eat breakfast		
eat dinner		
go to bed		

Sami's Day. What does Sami do?

Play a game.

Finish



Sami goes to bed at...

Go back two spaces.



Sami eats dinner at...



Sami does his homework at...

Go forwards two spaces.



Sami plays basketball at...



Sami watches TV at...



Sami eats lunch at...



Sami goes to school at...

Go back two spaces.



Sami eats breakfast at...



Sami gets up at...

Go forwards two spaces. Sami gets up at



Sami gets dressed at...

Start

Read the timetable and answer the questions.




Sports Week Timetable

	Sunday	Monday	Tuesday	Wednesday	Thursday
7.45	Tennis	Swimming	Football	Basketball	Swimming
8.25	Volleyball	Tennis	Basketball	Swimming	Karate
9.05	Basketball	Football	Tennis	Football	Basketball
9.45	Football	Karate	Volleyball	Tennis	Football
10.00	Swimming	Basketball	Swimming	Karate	Tennis



1. What sport is at ten o'clock on Monday?
2. What sport is at ten o'clock on Tuesday?
3. What sport is on Tuesday at five past nine?
4. What sport is at a quarter to eight on Tuesday?
5. What sport is at a quarter to ten on Wednesday?
6. What sport is at twenty five past eight on Sunday?

Listen and speak.



Ask and answer.



Biff and Soot are skiing.
What month is it?

December



Listen and speak.

July

1 first	2 second	3 third	4 fourth	5 fifth	6 sixth	7 seventh
8 eighth	9 ninth	10 tenth	11 eleventh	12 twelfth	13 thirteenth	14 fourteenth
15 fifteenth	16 sixteenth	17 seventeenth	18 eighteenth	19 nineteenth	20 twentieth	21 twenty first
22 twenty second	23 twenty third	24 twenty fourth	25 twenty fifth	26 twenty sixth	27 twenty seventh	28 twenty eighth
29 twenty ninth	30 thirtieth	31 thirty first				

Point and say the date.



Play a game.



What's the date?

1	2	3	4	5	6	7
8	9	10	11	12	13	14
15	16	17	18	19	20	21
22	23	24	25	26	27	28
29	30	31				

The 5th of.....



Listen and circle the dates.



Hasna

February						
	1	2	3	4	5	
6	7	8	9	10	11	
12	13	14	15	16	17	
18	19	20	21	22	23	
24	25	26	27	28		

May						
				1	2	
3	4	5	6	7	8	9
10	11	12	13	14	15	16
17	18	19	20	21	22	23
24	25	26	27	28	29	30
31						



Bader



Mubarak

August						
	1	2	3	4	5	6
7	8	9	10	11	12	13
14	15	16	17	18	19	20
21	22	23	24	25	26	27
28	29	30	31			

November						
	1	2	3	4	5	
6	7	8	9	10	11	
12	13	14	15	16	17	
18	19	20	21	22	23	
24	25	26	27	28	29	
30						



Nada

Read and tick the true sentences.

1. Hasna's birthday is on the 13th of February.
2. Nada's birthday is on the 7th of November.
3. Mubarak's birthday is on the 22nd of August.
4. Bader's birthday is on the 1st of May.

☐
☐
☐
☐

Write about the birthdays in your group.

When's your birthday?

.....

.....

.....

.....











.....

.....

Think and draw.

No

Yes

	1. I can talk about the time and date.	
	2. I can read and spell ay words.	
	3. I can talk about verbs .	
	4. I can write about times and dates.	
	5. I can write about my day.	

I liked _____

I didn't like _____

Listen and read.

Biff's Seed.



One day Biff was in the garden. He saw a lovely bird in the sky. The bird dropped something on his head. It dropped onto the ground.



Biff picked it up. It was a seed.



Biff showed the seed to Sami.

"What's this?" he asked.

"It's a seed," said Sami.



"What's a seed?" asked Biff.


"It's what plants grow from," said Sami.



"Oh!" said Biff, "What's a plant?"
 "There are lots of different types of plants, Biff," said Sami. "There are flowers and trees and fruit and vegetables."



"What type of seed is this?" asked Biff.
 "I don't know," said Sami. "Let's plant it and see."



Sami made a hole and planted the seed in the ground.



Biff gave the seed water every day. "Look! The seed is growing!"




"Oh, look! I've got a beautiful flower. It's red and yellow and blue and pink."

The Life Cycle of a Plant.




The seed is in the ground.



The seed grows a white root.
The root grows down into the ground for food and water.



The seed grows a shoot. The shoot gets bigger. It grows up to the sunlight.



Leaves grow from the shoot.



The seed grows into plant.



The plant grows flowers.



The flowers grow seeds.



The seed is in the ground.

Listen and write.

Date _____

How tall is your plant?

It's tall.

It's tall.

It's tall.

Find out and write.

Find one child with a smaller plant.

Find one child with a taller plant.

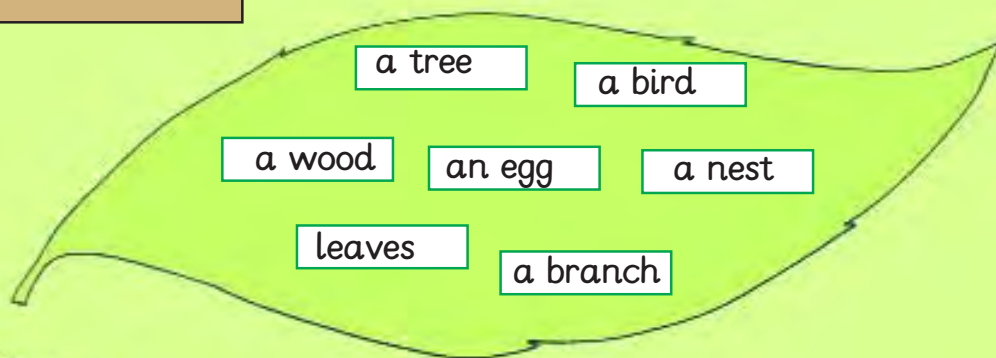
Name	Height of Plant



It's tall.

Write the words.

Date _____



Read and sing.

The Tree in the Wood

There is a tree,
In the middle of the wood,
A pretty tree,
As you can see,

And the green grass grows all around, all around,
And the green grass grows all around.

And on this tree,
There is a branch,
A pretty branch,
As you can see,
With the branch on the tree,
And the tree in the wood,

And the green grass grows all around, all around,
And the green grass grows all around.



And on this branch,
There is a nest,
A pretty nest,
As you can see,
With the nest on the branch,
And the branch on the tree,
And the tree in the wood,

And the green grass grows all around, all around,
And the green grass grows all around.


And in this nest,
There is an egg,
A pretty egg,
As you can see,
With the egg in the nest,
And the nest on the branch,
And the branch on the tree,
And the tree in the wood,

And the green grass grows all around, all around,
And the green grass grows all around.

And in this egg,
There is a bird,
A pretty bird,
As you can see,
With the bird in the egg,
And the egg in the nest,
And the nest on the branch,
And the branch on the tree,
And the tree in the wood,

And the green grass grows all around, all around,
And the green grass grows all around.

And the green grass grows all around, all around,
And the green grass grows all around.



Listen and read.

Date _____

Little Red Hen

Little Red Hen lived on a farm with her chicks. One day, she found some seeds.

Little Red Hen: Look! These are wheat seeds.



Little Red Hen decided to plant the seeds. It was very hard work. She asked for help.

Little Red Hen: Who will help me plant the seeds?

Mr Sheep: Baa, baa! Not me!

Mr Duck: Quack, quack! Not me!

Mr Bull: Moo, moo! Not me!



Mr Sheep didn't help Little Red Hen.
Mr Duck didn't help Little Red Hen.
And Mr Bull didn't help Little Red Hen.
She planted the seeds all by herself.

Little Red Hen: I've planted the seeds,
but I'm very tired.



The wheat was tall and strong. It was time to cut it. Little Red Hen asked for help again.

Little Red Hen: Who will help me cut the wheat?

Mr Sheep: Baa, baa! Not me!

Mr Duck: Quack, quack! Not me!

Mr Bull: Moo, moo! Not me!





Mr Sheep didn't help Little Red Hen.
Mr Duck didn't help Little Red Hen.
And Mr Bull didn't help Little Red Hen.
She cut the wheat all by herself.
Cut, cut, cut ...

Little Red Hen: I've cut the wheat,
but I'm very tired.

Now it was time to make the flour.
It was very hard work. Little Red Hen
asked for help again.



Little Red Hen: Who will help me make
the flour?

Mr Sheep: Baa, baa! Not me!
Mr Duck: Quack, quack! Not me!
Mr Bull: Moo, moo! Not me!



Mr Sheep didn't help Little Red Hen.
Mr Duck didn't help Little Red Hen.
And Mr Bull didn't help Little Red Hen.
She made the flour all by herself.
Crunch, crunch, crunch ...

Little Red Hen: I've made the flour, but
I'm very tired.

Now it was time to make the bread.
Little Red Hen asked for help again.



Little Red Hen: Who will help me make
the bread?

Mr Sheep: Baa, baa! Not me!
Mr Duck: Quack, quack! Not me!
Mr Bull: Moo, moo! Not me!

Mr Sheep didn't help Little Red Hen.
Mr Duck didn't help Little Red Hen.
And Mr Bull didn't help Little Red Hen.
She made the bread all by herself.
Cook, cook, cook...



Little Red Hen: I've made the bread and
it smells delicious!

Mr Sheep: Baa, baa! Mmmm! That
smells good!

Mr Duck: Quack, quack! Mmmm!
It smells lovely!

Mr Bull: Moo, moo! I'm hungry.



Little Red Hen: Here's the bread! Who will
help me eat the bread?

Mr Sheep: Baa, baa! We'll help you
eat the bread.

Mr Duck: Quack, quack! We'll
help you eat the bread.

Mr Bull: Moo, moo! We'll help
you eat the bread.



Little Red Hen: Oh, no you won't!
You didn't help me plant the seeds.
You didn't help me cut the wheat.
You didn't help me make the flour.
And you didn't help me make the bread!
You didn't help with the work, so you
don't get to share the bread!



Date _____

Order the events in the story. Write numbers 1–5.

a



☐ Make the bread.

b



☐ Plant the seeds.

c



☐ Eat the bread.

d



☐ Make the flour.

e



☐ Cut the wheat.

Think and draw.

No

Yes



1. I can talk about the life cycle of a plant.



2. I can read and spell **ou** words.



3. I can talk about **adjectives**.



4. I can write a short story.



I liked _____

I didn't like _____


Unit 5 Animals

Date _____

Listen and read.



Hippos are very big animals. They are grey. They've got a big mouth, small ears and short legs. Hippos live in rivers.



Giraffes are very tall animals. They are yellow and brown. They've got very long legs and a very long neck. Giraffes live in grasslands.



Camels are big animals. They are brown. They've got a long neck, small ears and a big hump. Camels live in the desert.



Tigers are big animals. They are orange and black. They've got big teeth and a long tail. Tigers live in the jungle.



Penguins are birds. They are black and white. They've got very short legs and a short tail. Penguins live in cold places.




Whales are very big animals. They are grey. They've got a big body and a big mouth. Whales live in the sea.

Write the words.

Date _____

the desert, the jungle, the sea, cold places, rivers, grasslands



Write about animal habitats

Whales live in the sea.

.....

.....

.....

.....

.....

Sort the animals.

Date _____



giraffe



whale



polar bear



kangaroo



penguin



hippo



dolphin



elephant



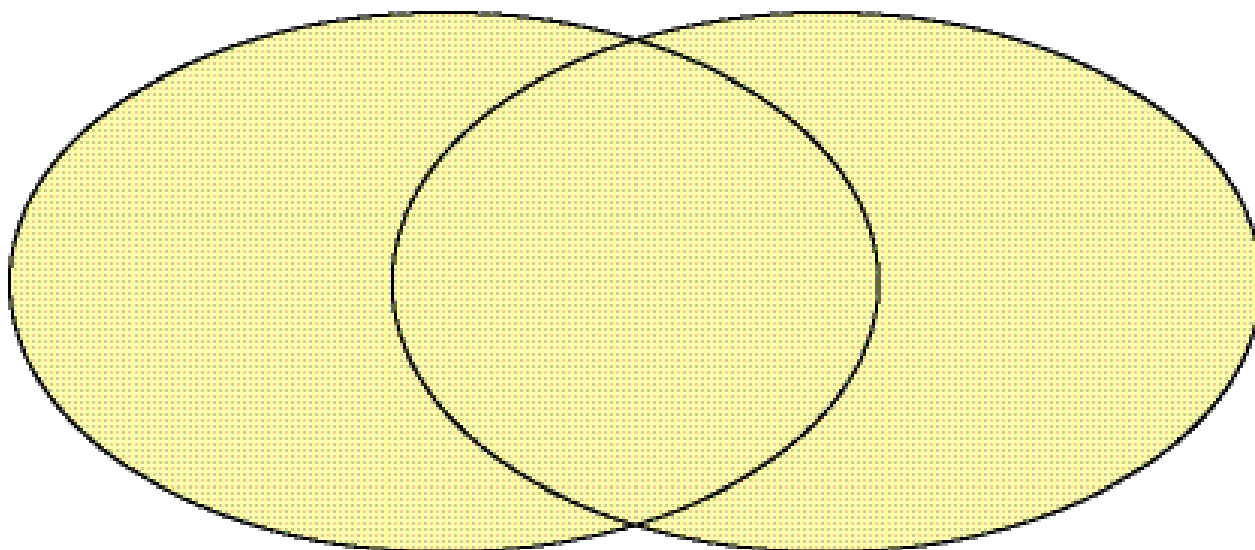
crocodile



shark



zebra



Group A

Animals that live
on land.

Group B

Animals that live on
land and in water.

Group C

Animals that live
in water.

Talk about where animals live.



Where do frogs live?




Frogs live on the land and in water.

Read and label the animals.

Date _____

Animals look different to people. A polar bear has got thick **fur** to keep it warm. A fish has got a **tail** and **fins** to help it swim. An elephant has got a long **trunk** to help it eat and drink. A bird has got **wings** to help it fly and a **beak** to help it clean its wings and eat food.



Ask and write.

Date _____



fish



leaves



grass



meat



fish and meat



grass and leaves



fruit and leaves

What do lions eat?



Lions eat meat.

Crocodiles	_____
Tigers	_____
Polar bears	_____
Camels	_____
Pandas	_____
Zebras	_____
Kangaroos	_____
Penguins	_____
Monkeys	_____

Write sentences.


Date _____



What do they eat?



Read the posters and write some notes.

Date _____



Animal	Size	Colour	Body	Where they live	Food
 a camel	big	brown			
 a polar bear	very big		short legs short tail		

Play a game.


Date _____

The Animal Game.



Ask and answer questions.

Date _____



Tim

Sam

Jack

tall

short

fat

thin




Which penguin is the tallest?

Jack.



Answer the questions.

Date _____



How many legs?

How many humps?

How many tails?

How many wings?

How many beaks?

How many trunks?

Think and draw.

No

Yes

1. I can talk about what animals look like, where they live, what they eat.



2. I can read descriptions of animals.



3. I can read and spell **igh** words.



4. I can use adjectives with **er** and **est** to compare animals.



5. I can write about an animal.



I liked _____



I didn't like _____

UNIT 6

Write the ar words.



ar



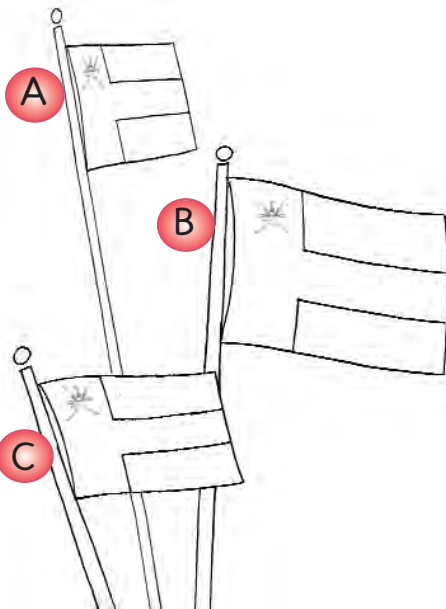
Write about the flags.

smallest

tallest

biggest

shortest





Explore!

Read the **prepositions**.



The flags are **in** the cup.

Alia is **behind** Rawnaq.

Rawnaq is **in front of** Alia.

Taif is **next to** Rawnaq.

Rawnaq is **between** Taif and Nouf.

When do we use prepositions?

2


Write sentences with prepositions.



.....



.....



.....



.....

Look at the calendar and answer the questions.

March

Saturday	Sunday	Monday	Tuesday	Wednesday	Thursday	Friday
		1	2	3	4	5
6	7	8	9	10	11	12
13	14	15	16	17	18	19
20	21	22	23	24	25	26
27	28	29	30	31		

1 What day is the 1st of March?

2 What day is the 20th of March?

3 What date is the first Friday?

4 What date is the second Saturday?



Write a letter about a special day in Oman.

A large rectangular area with horizontal dotted lines for writing a letter.

A large rectangular box with a double red border, intended for a drawing or illustration.

1



Explore! Read the sentences.

When do we use **because**?



I am wearing sunglasses **because** it is hot.
I am drinking water **because** I am thirsty.



I have got strong teeth **because** I drink milk.
I like apples **because** they taste sweet.

2 Make sentences with **because**.

1

I like birthdays
I eat fruit
I am going to the mosque
I like flowers

because

2

they smell lovely.
I want to pray.
I get presents.
they make me healthy.

Write the plural words. Add s or es.

tomato

box


apple








pizza

sandwich

glass

bottle



This is the food for my birthday party. There is a plate of  _____ and there are two big  _____. There are two  _____ of  _____ and there is a bowl of  _____. There are some  _____ of orange juice and some  _____ of water. Oh! And there is my delicious birthday cake!

1

Join the words in order with a line.

first

second

seventh

third

sixth

eighth

tenth

fourth

fifth

ninth

2

Write about the picture. Use prepositions.



in

on

next to

under

between

frog

monkey

lion

1. The frog is next to the monkey.
2. _____
3. _____
4. _____
5. _____

1


Write the story.




party is Bindu having birthday a



eight there candles the are cake on



lemonade there ten are of glasses



in the fire is there tree a



elephants the put the fire on lemonade

1

Find and circle the spelling words.

- 1 because 2 exciting 3 happy 4 holiday 5 new
6 old 7 people 8 school 9 special 10 very

t	o	s	c	h	o	o	l
d	b	p	i	p	u	h	v
k	e	e	j	e	r	o	e
y	c	c	n	o	e	l	r
q	a	i	e	p	d	i	y
p	u	a	o	l	d	d	a
f	s	l	n	e	w	a	u

2

Write the word.

Choose a spelling word to complete the sentence.

- Teacher's Day is a special day at my _____.
- The fireworks are _____ exciting.
- I am at home today _____ it is a holiday.

Homework

Find words with the **ar** sound and **circle** them.
Write them in the box.



It's my birthday today! I have got lots of presents and birthday cards. I've got a new scarf from my mum and a jar of honey from my brother. This afternoon I am having my birthday party in the park. At 10 o'clock I am going to the supermarket because we need to buy food for the picnic.

ar

.....

.....

.....

.....

.....

.....

2 Read and match the **because** sentences.

1 I like National Day

a because it is cold.

2 I am wearing a sweater

b because they are very loud.

3 I am eating bread

c because it is exciting.

4 I don't like balloons

d because I am tired.

5 I am going to bed

e because I am hungry.

3 Read about crocodiles. Circle the **adjectives** and underline the **nouns**.



I like crocodiles. They are big animals. Some crocodiles can grow 5m long. They are green and brown and they live in water. Some live in the sea and some live in rivers. They've got short legs, sharp teeth and a long tail. Crocodiles eat meat and fish. Some crocodiles can live for about 100 years.

Animals

Write about the animals.


first

second

third

fourth

fifth



tortoise

rabbit


camel

kangaroo

tiger

The tiger is first.

Compare the duck and the parrot.



shorter than

the tallest

thinner than

the fattest

Words and Sentences

Find and sort the words.

f	o	r	t	m	e	s
a	k	s	a	p	x	h
r	h	o	u	s	e	o
m	o	u	s	e	f	r
b	e	n	c	i	u	t
n	t	d	a	r	k	s
s	p	o	r	t	o	t

ar	or	ou
_____	_____	_____
_____	_____	_____
_____	_____	_____

Use words from Activity 1 to write sentences.
Use joined-up writing.

Time

Match the times.

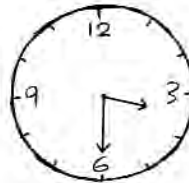
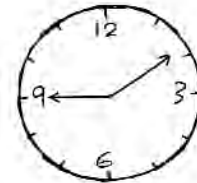
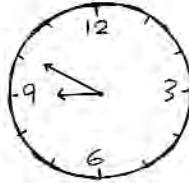
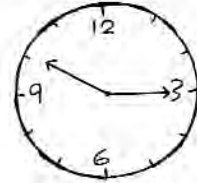
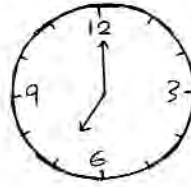
It's a quarter past ten.

It's half past three.

It's seven o'clock.

It's ten to nine.

It's a quarter to two.



Plural Words

Sort the plural words.

eggs

cheese

apples

strawberries

sugar

rice

carrots

flour

I can't count it

some

I can count it

two
three
four

Read the advert and answer the questions.

Trip to the Zoo

Trip to the Zoo!

Join us for a day at Capital Zoo

Cost: 3 rials

Date: Tuesday 5th March

Arrive: 10.00

Feed the penguins: 10.30

Play with the monkeys 11.00

Feed the elephants: 12.45

Bus leaves school at 6 o clock...

Bus returns to school at 4 o clock.

- 1 Which zoo is the trip going to?
- 2 How much does it cost?
- 3 What day is the trip?
- 4 What animals can you feed at half past ten?
- 5 What animals can you feed at a quarter to one?
- 6 What time the bus get back to school?

Missing Containers.

Write the words and find the missing container.

1 a  of cup of tea

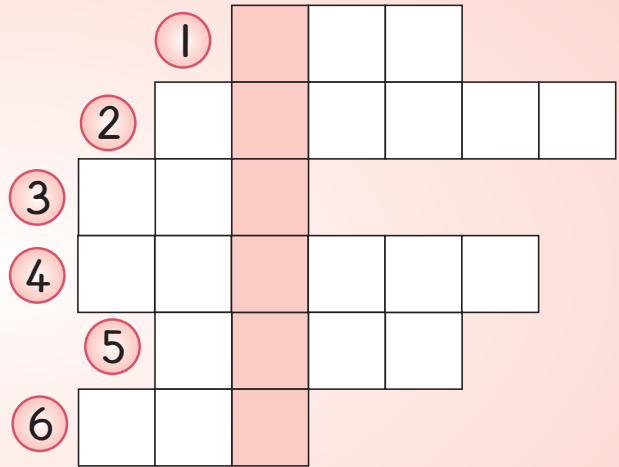
2 a  of biscuits

3 a  of jam

4 a  of water

5 a  of apples

6 a  of beans



The missing container is _____

How to Boil an Egg.

Match the instructions to the pictures.

a Put the egg in an egg cup.







b Put some water into a saucepan.

c Add the eggs to the saucepan.

d Break the shell and eat the egg!

e Put 3 teaspoons of salt in the water.

f Cook the eggs for 10 minutes.



My Reading Record

[illegible]

My Reading Record

Title	Date	Finished it	Liked it



Words		1	2	3
Unit 1	uniform			
	badge			
	yellow			
	blue			
	grey			
	fishing			
	swimming			
	reading			
	painting			
	camping			
Unit 2	fort			
	short			
	morning			
	explore			
	sport			
	mix			
	cook			
	stir			
	add			
	melt			

Unit 3

Words	1	2	3
Saturday			
Sunday			
Monday			
Tuesday			
Wednesday			
Thursday			
Friday			
month			
year			
week			

Unit 4

house			
mouse			
found			
sound			
loud			
hungry			
tired			
lovely			
delicious			
beautiful			

Words		1	2	3
Unit 5	high			
	light			
	night			
	right			
	fight			
	grass			
	water			
	meat			
	live			
	eat			
Unit 6	old			
	new			
	happy			
	special			
	exciting			
	because			
	very			
	people			
	school			
	holiday			

Spelling tests

Unit 1

5

5

Unit 2

5

5

Unit 3

5

5

Unit 4

5

5

Unit 5

5

5

Unit 6

5

5

[illegible]

Handwriting practice lines consisting of multiple sets of three horizontal lines (top solid, middle dashed, bottom solid) for letter formation.

[illegible]



Certificate

This is to certify that

- can understand stories, questions, instructions and descriptions
- can ask questions, give instructions and descriptions
- can read books
- can read and write sentences
- can write descriptions, stories, recipes, adverts and letters
- can work with friends
- can work in class and at home
- can talk about the English language
- can think about their own work



The Alphabet



Notes for Parents

In this Skills Book, children are continuing to develop their knowledge of the English language, including their vocabulary and literacy skills. The activities are carefully designed to encourage children to develop a positive attitude to English and to skills development. Tasks are set up in class under the guidance and support of the teacher.

Your Role

Your role as a parent is very important. You can support your child by going through the activities in this book with them and by giving them lots of praise and encouragement. We have included special homework pages at the end of each unit. Please ask your child about these activities and make sure they have a time and a place to do their homework.

Writing Development

In this Skills Book, children will start practising cursive writing. This will help them to develop greater fluency and speed when writing words and sentences. In Grade 3, children start to write paragraphs. Your child will do shared writing sessions in which the teacher demonstrates a range of skills and knowledge about writing such as handwriting, spelling, punctuation, editing and layout. Your child will also learn to personalize their writing from modelled texts. Your child will continue to learn to spell words which will reinforce common spelling patterns and help them to read and write the most frequently used words in English.

Reading Development

In Grade 3, specific times are allocated in the lessons as 'Reading Time' when the whole class is engaged in reading. Children will be able to choose a book from a variety of carefully chosen titles. Reading Time supports the development of independent reading skills. Children will learn about book selection and the different purposes of reading while enjoying the humour, excitement and imagery of books they read.

Grammar

As children get older, they become more analytical and they are more able to understand abstract rules and grammatical structures. In Grade 3, children are helped to 'notice' features of language through a regular feature in the Skills Book called 'Explore'. In these activities, children investigate examples of English and answer questions to lead them to discover language patterns and grammatical rules for themselves. By doing this, they become active participants in the learning process.

Self-Assessment

In Grade 3, children learn to review their work and assess themselves by responding to a series of statements which are linked to the learning objectives. This is done in the Class Book.

