



Basic Education

8B

Classbook

# English

## for Me



نتقدم بثقة  
Moving Forward  
with Confidence



2023

MINISTRY OF EDUCATION  
SULTANATE OF OMAN







Basic Education

8B

Classbook

# English

## for Me

2023

MINISTRY OF EDUCATION

SULTANATE OF OMAN







**His Majesty  
Sultan Haitham Bin Tarik**



**The Late Sultan,  
Qaboos Bin Said**



# Welcome!

Dear Students,

Welcome to Grade 8! The Classbook has a contents map to tell you about the work you are going to do this semester. The Skills Book has a grammar reference, self-study pages and a phonetic word list to help you work more independently.

There are lots of activities to help you with speaking, listening, reading and writing as well as grammar, spelling and sound work. Sometimes you will work on your own and sometimes you will work with your friends.

You are going to put together a portfolio of work, do projects and read longer stories. You will find that it is important to have an exercise book so that you can write drafts, make notes and keep your own vocabulary store. You will also find a dictionary very useful now.

In English, people aged 13–19 are called teenagers, so the IKC has become the International Teenagers' Club, or the ITC. This club will let you read about ITC members from around the world and use English in different ways.

Be careful not to write in your Classbook because it will be used again next year. Try to look after your Skills Book because the activities will be useful for reference in the future.

Have a great time learning English this year and try to use it as much as possible inside and outside the classroom.

Good luck and work hard!





# Contents

**What's in 8B?** **page i**

**Unit 1** Wonderful Ocean World **page 1**

**Unit 2** Food for Thought **page 11**

**Unit 3** Transport and Travel **page 21**

**Unit 4** It's a Mystery! **page 31**

**Club Corner** **page 41**



# What's

Topic

Language focus

Vocabulary

1

**Wonderful  
Ocean World**

Modals of obligation  
Attributive adjectives  
Predicative adjectives  
Sounds /f/  
Review sounds  
Informal letter writing

Ocean animals  
Adjectives

2

**Food for Thought**

Present perfect with yet and already  
'some' and 'any'  
Similes  
Formal letter writing  
Sounds /f/ and /v/

Food  
Eating  
Diets  
Adjectives

3

**Transport and  
Travel**

Multiword verbs  
Present perfect continuous  
Object and subject pronouns  
'will' and 'going to'  
Sounds /p/ and /b/

Transport  
Verbs  
Pronouns

4

**It's a Mystery!**

2nd conditional  
Question words  
Modals of possibility  
Questions with 'like'  
Sounds /ɜ:/, /eə/ and /ɪə/

Mystery  
Adjectives

**Club  
Corner**

Multiword verbs  
Second conditional  
Superlatives  
Present perfect continuous  
Pronouns

Food  
Water  
conservation

# in 8B?

## Main activities

Do a quiz  
Read about oceans  
Read and write newspaper reports  
Read a story about the Prophet Yunus (PBUH)  
Do a role play

## Project and portfolio work

Collect examples of different tenses  
Design a Save Water poster  
Write a newspaper report  
Make a fact sheet

## Learning Journal

Review verbs and tenses  
Dictionary work  
Learning Diary

Write a formal letter of application  
Listen to, write and do a dialogue  
Read and fill in a table  
Read and discuss poems about food  
Play a game

Design a menu  
Write a dialogue  
Write about the history of a food  
Give advice about eating in Oman  
Write about food in celebrations  
Interview someone about a special diet

Use a dictionary  
Write a summary  
Learning Diary

Read about transport around the world  
Listen to and order a presentation  
Complete a booking form  
Write an informal letter

Write about transport and travel in Oman  
Do an oral presentation on transport.  
Collect information on road safety  
Make a holiday fact file

Use a dictionary  
Referencing  
Think about good presentations  
Think about multiple choice activities  
Learning Diary

Read a longer story with chapters  
Read about different mysteries  
Describe people  
Complete a police report  
Solve riddles  
Make a Moebius strip

Invent a detective  
Collect optical illusions  
Collect riddles  
Make a mystery scrapbook

Take notes from written texts  
Memory  
Learning Diary

Design a magazine cover  
Write formal/informal letters  
Make a poster  
Write a newspaper report  
Read a story  
Do a quiz

Make a road safety leaflet  
Collect and use timetables  
Write clues

Review the semester  
Complete Learning Journal






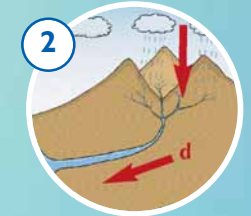
English  
for  
Me

The title "English for Me" is presented in a playful, bubbly font. The word "English" is in a larger, purple, rounded script. Below it, the words "for" and "Me" are stacked, also in a purple, rounded script. The text is set against a light blue background with a subtle gradient. The words "English" and "for" are contained within a single, larger yellow splash shape, while "Me" is in a separate, smaller yellow splash shape below it.

# Unit 1

## Ocean facts

- ★ Oceans contain 97% of our planet's water.
- ★ There are between 300 and 500 million species living in the ocean.
- ★ Divers are still discovering new species.
- ★ The Arctic Ocean has enormous islands of floating ice called icebergs.
- ★ Some of these icebergs are more than 300km wide.
- ★ The sea bed has mountains, volcanoes and deep holes.
- ★ Deep sea corals are some of the oldest animals in the world.



### Club Talk.

Some ITC members have in their opinions and advice and write the language wh

I went to the Red Sea. It was the first time I have ever been to a coral reef. We sat in a small boat with a glass bottom.

## Wonderful Ocean World

### 1. Have you ever swum in the sea?

- a. No, never.
- b. Yes, once.
- c. Yes, many times.

### 2. Have you ever made a toy boat?

- a. No, never.
- b. Yes, but it sank.
- c. Yes, many times.

### 3. Have you ever been on a fishing boat?

- a. No, never.
- b. Yes, once.
- c. Yes, many times.

### 4. Have you ever seen a dolphin?

- a. No, never.
- b. Yes, on television.
- c. Yes, in the sea.

### 5. Have you ever visited an island?

- a. No, never.
- b. Yes, once.
- c. Yes, many times.

### 6. Have you ever eaten a crab?

- a. No, never.
- b. Yes, once.
- c. Yes, many times.

### 7. Have you ever cleaned up a beach?

- a. No. That's boring!
- b. Yes, but only once.
- c. Yes, I do it every year.

### 8. Have you ever caught a fish?

- a. No, never.
- b. Yes, but I let it go.
- c. Yes, and I ate it.



## 5 News!

Skim the newspaper report to help you predict what the text is about. Then turn to activity 3 on page 4 of your Skills Book.

SUNDAY, OCTOBER

### Oil Spill Still Kills!

An oil spill that happened more than ten years ago is damaging the ocean environment today. In the middle of the night on March 23 1989, the Exxon Valdez sank at Prince William Sound in Alaska. The result was the largest oil spill to happen in the world.



A boom around the oil slick

The Exxon Valdez caused the worst ocean pollution ever seen. When the huge oil tanker hit the seabed, the bottom of the ship broke and 50 million litres of oil spilled into the ocean. It took four summers, 10,000 workers, 1,000 boats and 100 aeroplanes to clean up the oil spill.

Today, the oil has gone, but the environment has not recovered. More than 300 seals, 2,800 sea otters and 250,000 sea birds have died because of the oil spill.

Today, the number of seals, birds, fish and whales is still much lower than it was ten years ago. Although oil spills can be cleaned up, the damage to the environment cannot be cleared up so easily.

There is one positive result from the environmental disaster caused by the Exxon Valdez. Nowadays, all oil tankers are built with double hulls. If the Exxon had been a double-hulled ship, the oil spill would have been 60% smaller and the damage to the ocean would have been much less.

## 1 Thinking about me,

Read the questions in the water droplets


1 Where does water come from?

2 Where does water go to?

5 Why should people take care of water?

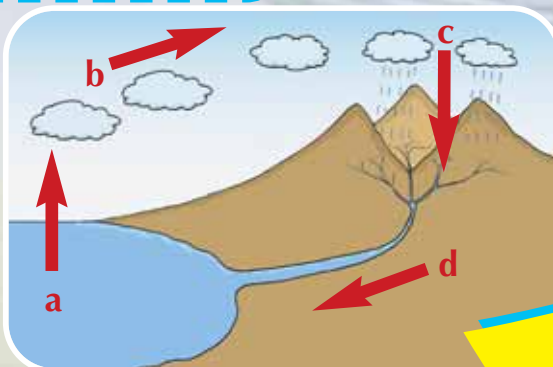
6 Why should people take care of the oceans?

ONE



## 4 The Water Cycle.

The total amount of water in the world stays the same because of the water cycle. Look at the diagram and try to explain it to your friend.



## 3 The Water Cycle Chant!

Water is wonderful,  
water isn't free,  
What have water and  
oceans got to do with me?  
How does rain get to the  
oceans?  
How do oceans get to me?  
How does ocean water  
end up in my tea?

# water and oceans.

and discuss them in your group.

3

What have oceans got to do with me?

4

How does water get from the ocean to my home?

How are water and oceans linked?

7

What have falajes and wadis got to do with the oceans?

8

## learning strategy

### listening prediction

Before you listen

- Always look for clues that will help you understand what you are going to listen to. You can look at pictures, the title, diagrams and questions.

Use what you already know to help you predict what you are going to listen to.

2

### Save Our Water!

Read the e-mail from David and look at the poster attachment. Then, turn to activity 4 on page 2 of your Skills Book.

# WATER!



Dear ITC,

It rains a lot in England but we still have water shortages. Last summer, the government put up posters giving advice about how to look after our water. I thought that other ITC members would be interested. Do any other ITC members have a water crisis?

Best wishes,

David

### Look After Our Water!



- Do not use a washing machine. Wash clothes by hand.



- You should turn off taps. A dripping tap wastes water.



- Do not use a dishwasher. Wash dishes by hand.



- You should put something in the toilet cistern to reduce flush water.



- Do not put chemicals down the sink.

- You should buy bottled water for drinking.

- Do not use a hosepipe. Water the garden with recycled water.



- You should have showers, not baths.

Water is wonderful,  
water isn't free,  
What have water and  
oceans got to do with me?  
How do clouds turn into  
rivers?  
How do rivers find the  
sea?  
I think the water cycle  
has the answers for me.

1

What's the title of the poster?

2

Which words give advice?

3

Which way of expressing advice is stronger?

4

Does the poster give good advice for Oman?

## 1 Dive Delights.

Read Brian's letter and then match his photos with the descriptions.

Weds 3rd

Dear Mum and Dad,  
 Just a quick note to say we  
 arrived safe and sound. It's  
 brilliant here! I went diving yesterday  
 and took my underwater camera.  
 Saw jellyfish, moray eels, clown  
 fish and sharks – amazing!  
 Hope to go diving again tomorrow!  
 Write again soon,  
 Love  
 Brian.

## writing letters

Look closely at Brian's letter and think about the following:

1. Who is Brian writing to?
2. Did Brian use contractions?
3. Who will write again soon?
4. Which sentences are missing the subject?
5. Is this Brian's best handwriting?
6. Did Brian write his address at the top?
7. Did Brian write the date correctly?
8. Is this letter informal or formal?




clown fish

1



giant clam

2



crown of thorns

3



moray eel

4



puffer fish

5

- a. This poisonous fish can swallow water to double its size.
- b. This shell can weigh 250kg and it can live for 100 years.
- c. This is one of the top predators in coral reefs. Some species can grow 3 metres long.
- d. This tiny fish is protected from predators by the anemone's stinging tentacles and the anemone eats food dropped by the fish.
- e. This starfish eats coral and can destroy coral reefs.

## 2 Club Talk.

Some ITC members have returned from their holidays. They have sent in their opinions and advice for other members. Read what they say and write the language which gives advice in your exercise book.

## CLUB TALK

I went to the Red Sea. It was the first time I have ever seen a coral reef. We sat in a small boat with a glass bottom and we floated over the coral reef. It was like watching television! I saw moray eels, starfish, jellyfish, hundreds of different fish and a baby shark – and I didn't get wet! It took about an hour and most of it was in the sun so you should take lots of water and you must wear sun cream. I think it was brilliant! You should try it!



I did a diving course in Queensland last summer. It was very special because it was for teenagers. At first I was scared because there was a lot to remember, but the instructor was excellent and told me what I should and shouldn't do. It was a wonderful experience. You must try it someday! For the first time, I was swimming with the fish and not above them!



I went on holiday to the Bahamas last month. I was very disappointed with the coral reefs. They were white and looked dead. My family paid a lot of money to see the reefs and I think the tour company should give us our money back. We saw some enormous fishing boats around the reefs and I think that is another reason we didn't see many fish. The government must protect the reefs and stop people fishing there.



3

## Damaniyat Days.

Read this leaflet for the Damaniyat Islands and decide what you have to do if you want to go there.

### Damaniyat Nature Reserve

**Talal Tours will give you a trip to remember!**



Visit the Damaniyat Islands Nature Reserve with Talal Tours. We will take you to one of the most beautiful reefs in Arabia.

*Talal Tours gives you the best price!*

The Damaniyat Islands Nature Reserve is a group of nine islands famous for its amazing birds and coral reefs. The chain of islands and reefs stretches 20km from east to west.

The north side is for diving with steep reefs going down 20–30 metres and offering 17 diving sites.

The southern side has beautiful shallow reefs with a depth of 10 metres which is outstanding for snorkellers.

This is a very special place with wonderful coral gardens, hundreds of different fish, sharks and turtles. The islands are excellent for divers because the government protects the environment. The Oman Government controls access and there is no fishing around the islands so that the young fish can grow in to adults before finding their way out into the ocean.



We provide a variety of amazing tours and dive trips from our centre in Barka. Our experienced tour guides and fast boats get you to the islands in an hour. A variety of delicious snacks and drinks are included in the price.

*Talal Tours gives you the best price!*

**Keep the Damaniyat islands beautiful and follow the rules:**

#### Remember!

- You have to get a permit.
- You have to pay for the permit.
- You have to travel with a guide.
- You have to stay on the boat and in the water.

**You can't do it without us!**

*Let Talal Tours do the work and give you a very special experience!*



**Talal Tours - tours you can trust!**

4

## What are you going to do?

Look at the following sentences from Club Talk and the Damaniyat Islands leaflet. Which sentences are stronger?

You must go diving.

You must put on sun cream.

You have to get a permit.

You have to travel with a guide.

You should take lots of water.

You should try doing some snorkelling!


# Scary Sharks? OR

## 1 Read and complete.

Read the following newspaper article and complete activity 1 on page 7 of your Skills Book.

## Shark Attack

By Manar



1 In the fourth shark attack this year off the beautiful beaches of Hawaii, Jill Spencer described her frightening experience to us. Here are excerpts from the interview this brave surfer gave us last Friday following the horrendous shark attack.

2 “It was late on Thursday afternoon when I decided to catch the last big waves off Kauai’s North Shore. The water was clear and I was quietly sitting on my board to catch the next big wave when suddenly a large shark came out of the water. Its huge mouth opened wide and bit off my left leg just below the knee. The shark was big – it was mean and fast – but just as suddenly, it let go and swam away with my left leg in its mouth.”

3 “I was frightened and scared being all alone. I was able to paddle back to the shore with my arms. Luckily, there were some people on the beach who were able to help get me to a nearby hospital. The doctors said I was lucky to escape without worse injuries. They also said I was very calm given that I had just escaped with my life.”

4 “The doctors removed a sharp tooth belonging to a tiger shark from the remaining part of my leg. It was large – about 3cm long. Anyway, the shark’s tooth is like a present from the shark. I think I’ll turn it into a necklace and wear it for good luck.”

## 2 Read and match.

Match the photos with the paragraphs in Some Sharp Shark Facts.



whale shark



great white shark



zebra shark

## 4 Shark superlatives.

Match the superlatives with the shark descriptions in activity 1 on page 8 of the Skills Book.

a the biggest

b the smallest

c the most dangerous

d the fastest

# Sharks are Safe!

## YOU DECIDE!

### 3 Some Sharp Shark Facts

Read and order the paragraphs. Write your answers in your exercise books.

- a** Looking more closely at sharks, there are 368 different species of sharks. They are different shapes, sizes and colours, live in different ways and eat a variety of things. For example, the whale shark is the biggest shark and can reach 14m in length and weigh up to 15,000kg. They have tiny teeth and sieve small animals and plants through their large gills. Whale sharks never attack humans. They live in the warm waters around the equator. They can live for up to 150 years.
- b** Finally, the zebra shark grows up to 3.5m long. They are yellow in colour with brown spots. They live in the waters of the Red Sea, the Indian Ocean, the western Pacific and northern Australia. They eat small water snails, crabs and bony fish. They are harmless to humans.
- c** Unlike the whale shark, the great white shark can grow up to 4.9m in length and weigh around 3,200kg. They have around 3,000 sharp teeth that are up to 7.5cm long. They use these to rip their food – like seals, otters and turtles – into mouth-sized pieces. Great white sharks have been known to attack humans. They live close to the coastlines of the temperate seas where the water is not too hot and not too cold.
- d** For example, the skeleton of sharks is made of a tough, rubbery substance called cartilage. However, bony fish have a skeleton made up of cartilage and bones. Another difference is that sharks have a large oily liver that helps them float, but bony fish have a gas-filled swim bladder to help them float. Finally, the skin of sharks is rough. However, bony fish have a slippery skin made up of scales.
- e** Sharks are an old species of animal that have been around for a long time. They are a type of fish that can be found in every ocean of the world and also some rivers and lakes. However, sharks are different from bony fish, such as goldfish and sardines.

### 5 Pet hamster more likely to bite...



Read the following and answer the questions for activity 2 on page 8 of the Skills Book in your exercise books.

The recent reports of shark attacks hide the fact that shark attacks are not common. People are more likely to be bitten by a pet hamster than a great white shark. True, we need to be careful with sharks. However, magazine articles with titles such as 'The summer of the shark' scare people, and don't tell the whole truth. Fact: in 2001 there were 13 fewer attacks worldwide compared to the year before. Fact: the numbers of the 368 species of shark have decreased by at least a half. People kill 20–30 million sharks per year because of over-fishing and pollution. In some countries, their cartilage is used for treating cancer and their fins are used in cooking or just as home decorations. If we don't tell the truth about sharks and protect them, there may be fewer sharks in the future.

**e** the strongest

**f** the most common

**g** the deepest

# The Prophet Yunus (PBUH) and the Whale

## 1 Read and complete.

Complete the following story by writing the missing words in activity 1 on page 9 of your Skills Book. Then, listen to the story about the Prophet Yunus (PBUH) and the whale to check your answers. Use the words at the bottom of the page to help you.

- A** Allah sent the Prophet Yunus (Peace Be Upon Him) to teach the people of Niniveh about Islam and the worship of Allah. However, the people of Niniveh did not want to listen to the **1** \_\_\_\_\_ of the prophet. He warned them of Allah's punishment, but they were not afraid. The Prophet Yunus (PBUH) felt angry with the people of Niniveh and left the town without Allah's permission.
- B** Once the Prophet (PBUH) had left Niniveh, Allah sent a **2** \_\_\_\_\_ to show how powerful he was. A strong wind started to blow, giant black clouds started to darken the clear blue sky and bright flashes of lightening lit the stormy sky. The sky changed colour as if it was on fire.
- C** The people of Niniveh **3** \_\_\_\_\_ by the storm and ran to hide in the nearby mountains. They were very sorry. They prayed to Allah for his forgiveness and promised to become believers. They smashed the **4** \_\_\_\_\_ and soon the storm cleared away. Now, the people of Niniveh wished they hadn't been so unkind and wanted the Prophet Yunus (PBUH) to come back and be their leader.
- D** However, the Prophet Yunus (PBUH) didn't know that the people of Niniveh had changed. He **5** \_\_\_\_\_ because he had failed in Allah's work. He soon arrived at the sea and waited to catch a boat. While he waited, the sea **6** \_\_\_\_\_ but as soon as the boat arrived the weather changed and it was rough.
- E** Soon they started to sail, but the weather became worse. The passengers on the boat were scared that the huge waves would sink the wooden boat and drown them all. The captain said that the boat was too heavy and would sink in the **7** \_\_\_\_\_ and that they should throw someone into the sea.
- F** Each passenger picked a piece of straw. The person holding the shortest straw would be thrown into the sea. They did this three times and each time Yunus (PBUH) picked the shortest straw. Yunus (PBUH) thought that this was Allah's punishment for failing to give the message of Allah to the people of Niniveh.

rough  
sea

was sad

wise  
words

was huge

were  
frightened

great  
storm

hot sun

was  
calm

stone  
statues

was  
tired

G The Prophet (PBUH) started to pray to Allah and then threw himself into the violent sea. Allah sent a whale. The whale **8** \_\_\_\_\_ and swallowed Yunus (PBUH). Inside the whale the Prophet (PBUH) prayed to Allah for help. Then the whale took the prophet to the shore. Yunus (PBUH) **9** \_\_\_\_\_ and sat down to rest. A vine started to grow next to him and protected him from the **10** \_\_\_\_\_. Once the Prophet (PBUH) became strong again, Allah told him to return to Niniveh where they needed his help as a leader.

## Focus Questions

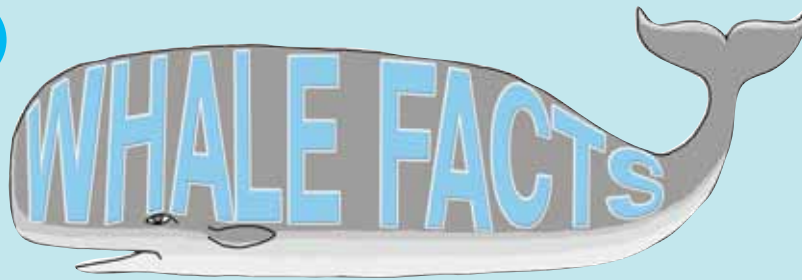
**1**  
Who is the main character in the story?

**2**  
How many storms are mentioned in the story?

**3**  
Which animal is mentioned in the story?

**4**  
Why did the Prophet Yunus (PBUH) feel sad?

**2**



Match the two halves of the sentences and write them as proper sentences in your exercise books.

- a. Whales live in every
- b. They are largest mammals in the world,
- c. The number of whales is decreasing
- d. Whales are known as the gentle giants of the sea
- e. Although there are different ways of making candles and soap
- f. Their tails, or flukes, are like fingerprints
- g. The Blue Whale weighs
- h. Fish have gills to help them breathe in water,

and are not dangerous to humans.

200 tonnes.

many whales are still hunted to make these things.

and help to identify individual whales.

because of hunting for their meat.

but whales have lungs and breathe air through a blow hole.

reaching from 2 to 31 metres in length.

ocean on Earth.

# 1 Exploring the deep

Different divers have different things to say about diving. In groups, guess the questions that go with what the different divers said. Write the questions on a piece of paper or in an exercise book. Remember to work together.



**a** It's fantastic!  
It's incredible!  
It's exciting!  
It's great!

**b** They're beautiful.  
They're colourful.  
They're stunning  
They're small.  
They're tiny.  
They're huge.  
They're friendly.  
They're frightening.

**c** Don't panic!  
Keep calm!  
Don't go quickly to the surface ...  
go slowly.  
Never rise faster than your bubbles –  
so keep a careful eye on them.  
Phone a hospital as soon as you  
can.  
Give oxygen if someone  
is injured.

**d** Becoming a diver isn't  
easy. Not everyone can do it. To  
start with, you have to go through some  
training and get a diving license.

I had to get a diving license first. Then I was able to  
buy and rent diving equipment for diving.

You have to take a swimming test – four laps of the deep  
end and tread water for ten minutes.

You have to learn to dive with a partner or buddy in case  
there is an emergency and you need help.

You have to learn from qualified instructors. First you learn  
in the pool before you dive in the sea.

Breathing on land is easy, but underwater is different to  
begin with. You have to learn to breathe properly using  
the equipment.

You can't speak underwater, so you have to  
learn special sign language so that others  
understand you.

**f** I used to snorkel, but  
soon became bored. I wanted  
a greater challenge!

I wanted to see animals in their  
natural environment.

I like watching TV programmes about  
nature and wondered what it was like.

I'm an engineer working on an oil  
platform at sea, so I did it for  
my job.

**e** It's cold.  
It's freezing ... brrr!  
It's warm.  
It's hot.  
It's dirty.  
It's cloudy.  
It's clear.  
It's calm.

**g** To dive you must  
be responsible and of course  
you have to be able to swim.  
You have to be healthy and strong.  
As a diver, you must have the right attitude  
to the environment and safety.  
You have to think about others as well as  
yourself.  
You have to think about safety all  
the time, otherwise it's  
dangerous and can kill!

# Unit 2




Think back ...

BOOK 6B



Things I have already done.

BOOK 7B



Things I already know.

BOOK 5B



What can I remember?



Things I haven't done yet.

Think forward ...

What will I do?

Waiter!

This salad you've just put in my dish,  
Looks like grass and smells like fish,  
Although I ordered it for a snack,  
I think I'd like to send it back.

Things I haven't learned yet.

# Already done? OR Yet to do?

## 1 Read and match.

Match the photos with the dialogues and write your answers in your exercise books.



**a**

*Raiya:* Have you had your breakfast yet?  
*Seham:* No, **I haven't eaten yet.** What have you got?  
*Raiya:* I've got those new biscuits they advertise on TV. **Have you tried them yet?**  
*Seham:* What ... Better Bics? No, **I haven't tried those yet.** Are they nice?  
*Raiya:* Yes, they're delicious. I know, let's share them.  
*Seham:* Oh, that's nice of you. Thanks.

**b**

*Saleem:* Where can we take the kids for dinner?  
*Salma:* How about the new Eat-away restaurant? **I haven't been there yet.**  
*Saleem:* **I've already been there** with my friend. It was expensive.  
*Salma:* How about The Taj, that's cheap and we like Indian food.  
*Saleem:* Yes, but **we've already been there lots of times.** I want something different.  
*Salma:* How about the Pizza Palace, that's new. **Have you been there yet?**  
*Saleem:* No, **I haven't eaten there yet.** Let's call the kids.

**c**

*Ahmed:* Hi Ibrahim! I haven't seen you for a while.  
*Ibrahim:* Great to see you. What are doing?  
*Ahmed:* I'm going for lunch. Do you want to join me?  
*Ibrahim:* Thanks, but **I've already eaten.**  
*Ahmed:* Oh no, that's a pity. What did you have?  
*Ibrahim:* I had chicken biryani.  
*Ahmed:* Yummy, that sounds nice – maybe next time, then! I'll give you a ring.

## Focus Questions

First, in your groups work out the answers to the following questions. Then

tick the correct answer in activity 3 on page 12 of the Skills Book.

**What time of day is it in text a?** 1

**What time of day is it in text b?** 2

**What time of day is it in text c?** 3

**Which restaurant has not been visited by Saleem and Salma?** 4

**What does Raiya think about Better Bics?** 5

**How does Ahmed feel when he finds out his friend has had lunch?** 6

# THE NEW EAT-AWAY RESTAURANT

**now OPEN!**

- 2** Remove the job letter cut-out page D from the back of the Skills Book and look at it along with the following texts. Answer the questions in activity 3 on page 14 of the Skills Book.

**a**  
**WANTED!**



**WANTED!**

## TWO WAITERS

- Do you have some free time on your hands?
- Do you want to earn some extra money?
- Do you want something to do in the summer?
- Do you like hard work and working with people?
- Can you read and write Arabic and English?

Then join us at the new  
**Eat-away Restaurant!**

Letters of interest should be sent to:  
The Manager,  
Eat-away Restaurant,  
PO Box 123,  
PC 111,  
Seeb

**b**

## MENU

### STARTERS

Soup	OR 0.500
Spring roll	OR 0.750
Fish fingers	OR 1.000
Garlic bread	OR 0.250

### MAIN COURSES

Fried chicken and chips	OR 1.750
Beefburger and chips	OR 2.250
Spaghetti Bolognaise	OR 1.250
Fish and chips	OR 1.500
Mixed vegetables and rice	OR 0.500
Curry and rice	OR 1.000

### DESSERTS

Mixed fruit	OR 0.250
Ice-cream	OR 0.500

### DRINKS

Fruit juice	OR 1.000
Water	OR 0.100
Tea	OR 0.250
Coffee	OR 0.250

**WE'RE HERE TO PLEASE YOUR TASTEBUDS!**

Dear Manager,

I saw your poster for the job of waiter. I'm writing to apply for the job of waiter in your restaurant. I'm a hard-working person who has worked in many restaurants and cafés in my school holidays. I like working with people and I've got good references for you to see. I'm good at English and Arabic and am trying to learn French. I hope you'll think about me for your job and contact me soon. Maybe we can meet soon, so you can find out more about me.

From,  
Yusuf

**c**

# 1 Club Talk

Read and complete activity 3 on page 15 of the Skills Book.

I've been to the new Eat-away restaurant three times with my family. It's a great place to eat. The food is tasty and delicious, the waiters are friendly and the price is very reasonable. I thought the best meal was the fried chicken and chips – the chips were nice and crispy. The fruit juices are fresh and mouth-watering; they certainly quench your thirst. Go and try it now!

George Gregory

a

Sorry, I wouldn't recommend the new Eat-away restaurant to anyone. They didn't have any of the food I wanted and they only had some of the fruit juices they advertised in the menu. The food was tasteless, the garlic bread was chewy and not crusty and the chips were not crispy but soggy. The vegetables were cold, the meat was tough and it was all too expensive. I wouldn't recommend this place to anyone.

Abdul Kareem

b

We're really glad that the new Eat-away restaurant has opened in Seeb. We were looking for summer time jobs to earn a few rials, so it was great when the restaurant started. We've already learned about serving the customers and keeping them happy with a polite 'Hello' and a smile. However, we haven't yet learned how to work the coffee machine.

Mark and Zaki

c

# WHAT'S THE

## 1. Coffee

One story says that coffee has its origins in Ethiopia around the year 700 AD. Here, goats became very lively after eating the red berries from certain plants. The goat herders decided to eat the berries and found it helped keep them awake so they could protect their herds from any wild animals that might attack.



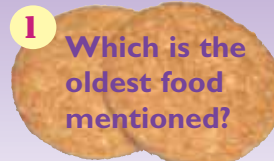
Another story tells of an Arabian man called Omar who was sent to the desert as punishment. He found some fruit on a plant and boiled it into a drink which helped him to survive. The people of a nearby town called Mocha were surprised by this and also started to drink the brown-coloured liquid, which they decided to name 'Mocha'.

The drinking of coffee soon spread to Arabia, where in the 9th Century a drink called qahwa – which means 'something which prevents sleep' – was being made by drying and boiling the beans of a plant. It was with the spread of Islam and the travels of Arab traders that coffee soon spread to other parts of the world.



## Focus Questions

Answer the questions in full in your exercise books.



1 Which is the oldest food mentioned?

# HISTORY OF ... ?

## 2. Popcorn

Corn is a type of grass and has been in existence for over 80,000 years. Pollen from corn has been found in archaeological sites near Mexico City and shows that it was originally grown in Mexico. Here, corn up to 5,600 years old has been found in the Bat Caves.

It is thought that the idea for popping corn first came about when corn accidentally fell into fires and started to explode in different directions. This soon turned into a game where people had to try and catch the popping corn. If you caught the popcorn, you got to eat your prize!

## 3. Ice-cream

Some people think the earliest ice-creams were made in China. The Chinese taught Arab traders how to mix snow with syrup and honey to make sherbet. These traders then taught the Italians how to make this sweet dish.

It was not until 1775 with the invention of the ice-cream machine in France that what we know today as ice-cream came into existence, but it was only available to a few people. However, it was not until 1851 when the first ice-cream factory in the world opened in the U.S.A. that ice-cream became available to most people.


## 4. Pizza

The true origins of pizza are Italian. Here, pizza was a poor person's food and was made of flour, oil, cheese and herbs. However, in the 16th century the Queen of Naples tried the pizza and became so fond of it that it became popular with everyone in Italy.

It was not until after the Second World War that American soldiers who had eaten pizza in Italy wanted to eat this tasty snack when they returned back home. Soon, pizza restaurants started to open up everywhere. It is now one of the most popular foods in the world.

## 2 Match the photos.

Look at the photos and texts and find the wrong photo. Then decide which photo should replace it.



Which food has Arabian origins?

2

How did pizza become popular in America?

3

When was the first ice-cream machine invented?

4

# Food and Celebrations



**1** Jamila has been looking for information about different foods and celebrations. Read the texts about food and celebrations and match them in your exercise books to the food photos.

**A** The New Year is celebrated in many different ways. In Greece, a special cake is baked with a coin inside it. In Japan, more than 20 dishes are made to celebrate New Year and some of the dishes have seaweed in them. In Spain, people eat 12 grapes on December 31st at midnight. They put one grape in their mouths each time the clock chimes at 12 o'clock.

## 2 Food to celebrate with.



Jamila found two recipes used in celebrations on the Internet. However, when she was cutting and pasting the instructions, she got them confused. Look at the two web pages below and find the instructions for Pumpkin Pie and write them on page 17 of the Skills Book.

### Pumpkin Pie

Pumpkins were one of the many foods used by Native American Indians, who used flat strips of pumpkin to make mats and dried pumpkin to make food. In America today, many people make pumpkin pie to celebrate Thanksgiving Day.

#### Ingredients

1 tablespoon butter  
500g pumpkin, cooked  
150g dark brown sugar  
1/2 teaspoon salt  
1 teaspoon ground ginger  
1/2 teaspoon nutmeg  
1 cup milk  
1 small can of evaporated milk  
3 eggs

#### Method

- Put the meat, spices and 6 cups of water in a heavy cooking pot.
- Remove the meat from the bones and add it to the wheat.
- Cover the inside of the pie dish with the melted butter.
- Cook the pumpkin, egg and milk for another 5 minutes.
- Cover and cook the wheat and meat for 3 hours over a low heat.
- When the wheat is cooked, stir in the 2 spoons of butter.
- Cook the pumpkin, sugar and seasoning for 5 minutes until it becomes thick.
- Stir in the bulgur wheat, cover the pot and reduce the heat.



### Harees

Many families in The Sultanate of Oman make Harees for important occasions and celebrations. It is a tasty mixture of meat, bulgur wheat and spices. Harees was brought to Eastern Africa hundreds of years ago by Arab settlers. In Africa today, Harees is still a favourite dish of Swahili people with Arab ancestors.

#### You will need:

500g lamb or mutton  
a small cinnamon stick  
1/2 teaspoon cumin  
1/2 teaspoon turmeric  
salt and pepper  
250g bulgur wheat  
2 spoons butter

#### What you do:

- Melt the butter.
- Wash the wheat and let it soak for a few hours.
- Pour the pumpkin mixture into the pie dish.
- Boil the meat and spices for 10 minutes.
- Add the eggs and milk to the pumpkin and sugar mixture.
- Remove the meat from the saucepan and put on the side.
- Put the pumpkin, sugar, salt, nutmeg and ginger in a saucepan.
- Bake for 1 hour at 200°C.



# Around the World

**B** In September, when the moon is brightest, the Chinese celebrate the Moon Festival. They make and eat mooncakes. The children are told the story of the lady living in the moon. A different story suggests that when there was a war, secret plans and letters were put inside the mooncakes. A mooncake is usually the size of your hand and it is filled with the yellow part of an egg. The egg is a symbol for the moon.

**C** The history of the modern wedding cake dates back hundreds of years. In England, in 1859, a cake was made to celebrate the marriage of one of Queen Victoria's daughters. The wedding cake had many layers, one on top of the other. Nowadays, a white, layered cake is traditional at most wedding celebrations in Europe.

**D** Birthdays are celebrated in different ways around the world. In Australia, birthdays are celebrated by sharing a birthday cake with candles. The person who is celebrating their birthday blows out the candles and makes a wish. In Mexico, sweets are put inside a papier maché container called a piñata, which is often in the shape of an animal. The birthday child has their eyes covered so they cannot see and they hit the piñata until it breaks and the sweets fly out.

## 3 DOs and DON'Ts in restaurants.

Salim has sent in some information about how to be polite when eating in Japan. Read Salim's letter and the information below and discuss the focus questions in your group.

**Take care to read the following advice so that you can behave politely when you are in Japan.**

1. Usually, the host begins eating. Afterwards, the guests may start eating.
2. Don't point your chopsticks at another person. When you are not using your chopsticks, place them on the chopstick rest which is provided.
3. It's polite to make a noise when eating and drinking.
4. Bones should be placed on the side of your plate.
5. Use both hands to hold a bowl or cup that you want to be refilled.
6. If you don't want any more to drink, leave the glass with a little bit in it or turn it upside down.
7. When finishing a meal, leave a small amount of food on your plate to show that the meal filled you up and that you are not hungry anymore.
8. When tea is served, it is the end of the meal.



PO Box 9880  
Ruwi  
Oman

11th October, 2004

Dear Sir/Madam,

I am writing to inform you about how to be polite when you eat in Japan.

Last year, I was really lucky because I travelled to Japan with my father. When we arrived at the airport, we were given a tourist guide that included lots of advice about eating with Japanese people. The advice helped us behave politely when we visited some Japanese friends for dinner.

I have enclosed part of the tourist guide for ITC members to read so they can compare it with their own country.

Yours faithfully,  
Salim

## Focus Questions

1 Is the letter formal or informal? Why?

4 What does Salim want ITC members to do?

2 Where was Salim when he was given the leaflet?

5 What do Japanese people use to pick up their food?

3 What words in the letter mean the same as: 'tell', 'went to', 'got to' and 'included'?

6 Is it polite to leave food on your plate at the end of a meal in Japan?

7 How do you know when a meal has finished in Japan?

## 1 Funny food!

Many strange and wonderful things are eaten around the world. Match the picture with the description in your exercise books.



- In The Solomon Islands, they eat fruit bats.
- In Vietnam, eating dog is popular.
- The aboriginal people of Australia eat long, fat, white grubs.
- In The Philippines, many people cook locusts and eat them when they are still warm and crunchy.
- In Cambodia, they eat grilled spiders on a stick.
- In China, they eat duck eggs which are 100 days old.
- You can still buy eels in jelly in East London.
- In the Netherlands, salted horsemeat sandwiches are popular.
- In Iceland, they eat hakari, which is made of a rotten shark.
- Cibero is a traditional food in Italy. It uses the red crown of chickens.

## 2 Special diets.

Three ITC members have written about someone in their family who has to follow a special diet. Read the letters and the lists of ingredients on the food packets and decide who can eat which foods. Record your answers in activity 1 on page 20 of the Skills Book.

### My Dad's Diet

My dad has diabetes. Normally, our bodies change the food we eat into glucose, which is the sugar in our blood that we use for energy, but people with diabetes can't do this very well.

There are two types of diabetes: Type 1 and Type 2. My dad has Type 2 diabetes. Type 2 diabetes usually develops in people over 40 or people who are overweight.

My dad has to follow a special diet to look after his weight and his blood sugar levels. He must not eat lots of sugary food. He doesn't eat chocolate, cakes, biscuits or sweets because they have too much sugar in them. He can eat lots of fresh fruit, vegetables, white meat, grains and bread.

My dad is very fit and he is careful about what he eats so that he can lead a normal life.

Hopi Popolis

### Coeliac Disease

My cousin is called Brittany and she cannot eat wheat because she has got Coeliac disease. She is allergic to a protein found in wheat. It affects as many as one in 99 children and it is treated with a special diet.

The diet used to treat Coeliac disease means that my cousin can't eat pasta, cakes, bread, biscuits or crackers. She eats lots of fresh fruit, vegetables and meat. She can also eat rice cakes and noodles made out of rice flour.

My cousin has to read the ingredients on food packets to check that they do not contain wheat.

John Howard

## A Special Diet

My younger brother, James, is 8 years old and he cannot eat foods containing additives.

Additives are things which are added to food to give it colour, flavour or to make it last longer. When my brother eats lots of additives, he gets very active and he is very difficult to control.

He can eat fresh food such as fruit, fresh vegetables and meat but he can't eat many ready-made foods from the supermarket. There are hundreds of different additives and most of them have an 'e' number. My mum reads the ingredients on packets very carefully before she buys them to see if they have additives in them.

Elizabeth Farley

d



f



a



b



e



c



## 1 Read the poems.

### Waiter!

This salad you've just put in my dish,  
Looks like grass and smells like fish.  
Although I ordered it for a snack,  
I think I'd like to send it back.

These chips you've bought me for my supper,  
Are hard as stone and taste like rubber.  
Although I ordered them for a snack,  
I think I'd like to send them back.

This meat you've put inside my burger,  
Is hard as leather and tastes like sugar.  
Although I ordered it for a snack,  
I think I'd like to send it back.

This cheese you've put on my cracker,  
Feels like fur and looks like butter.  
Although I ordered it for a snack,  
I think I'd like to send it back.

This jelly you've given me for dessert,  
Looks like water and tastes like dirt.  
Although I ordered it for a snack,  
I think I'd like to send it back.

Do you like the poem?

What does the salad smell like?

How does the writer describe the chips?

What does the cheese look like?

Does the jelly taste nice?

# Poetry Page

### More Peas, Please!

Read the poem aloud in your group and add the missing words.

enough      any      a few      too many

I asked for some peas,  
Since I didn't have \_\_\_\_\_.  
So she gave me \_\_\_\_\_,  
But it wasn't \_\_\_\_\_.

When I asked for some more,  
She gave me \_\_\_\_\_,  
So when she wasn't looking,  
I gave them to Penny.

### Strange Meat!

A waiter challenged me to eat  
A tiny piece of viper meat,  
He said, 'You don't have to feel such grief.  
You'll find it tastes just like fresh beef.'

It did.

Now, beef I really cannot eat  
Because it tastes like viper meat!

*Keir David*

## 2 Assess yourself and your partner.

Think about what you have learned during this unit. Look back through your books and re-read the language focus boxes. Now, you are going to help your partner assess how well they know the language items in this unit. You can write some quiz questions, sentences with missing words, multiple-choice questions or anything else you want. When you have finished writing in your exercise book, exchange books with your partner and see how well you know the language in this unit.

When you have finished, don't forget to complete your Learning Diary.

### Think!

Which poem is your favourite?

Where are the capital letters in the poems?

Which lines rhyme?

Do all the poems have a rhythm?

# Unit 3

aeroplane  
train  
ship

bus  
boat  
hot air balloon

car



# 1 Interesting ITC Transport.

ITC members have been speaking about different types of transport they have used. Match what they say with the transport pictures. Write your answers on page 22 of your Skills Book.




1 I went to London for my holidays last year. We went everywhere on double-decker buses. They were really great for looking at all the sights because you're higher than the cars and crowds.

2 When I was on holiday last month, we checked out the subway in Cairo. It's a sort of railway - an underground railway. It was very crowded but it was amazing, really amazing!

3 Hi, I'm from Venice. Did you know that Venice is full of water? The streets are rivers so we get around in gondolas! They're the same as taxis except they're long, narrow boats!

4 My home is a small island in the Pacific Ocean where there aren't any roads or cars. People here use dugout canoes and my father makes and sells them. He cuts down the tree himself and then he cuts out the inside. It's very difficult to get the right shape.

5 I'm from Thailand and I go to school in a tuk-tuk. A tuk-tuk is a motorcycle taxi with three wheels and a cabin fixed on the back for passengers.



6 Hi, I come from Oman. Nowadays, most people get about in four-wheel drive cars.

7 Hi, I live in the Lebanon and we use a cable car to get from Jounieh to Harissa. It's a big metal cabin that goes along high wire cables. It can be very scary when there is a strong wind!

8 Hi, I live in the United States of America and I go around on roller skates. It's fast and healthy but you have to watch out or you hit pedestrians and cyclists!

9 I come from Iceland. My dad has a snowmobile and he takes me to school on it everyday. It's faster than skiing or sledging but it's also more dangerous. I have to really hold on tight so I don't fall off!

10 I come from Peru, where there are steep mountains. We go up the mountains on llamas which carry people and supplies along the narrow mountain paths. They are useful animals because we also use their wool to make sweaters and blankets.

# Getting About

## 2 Think and answer.

Read the speech bubbles on the left and discuss these questions in your groups.

**Why is the text in speech bubbles?**

**Is the English formal or informal?**

**What tenses can you recognise?**

**Are the highlighted words nouns, verbs or adjectives?**

## 3 Getting about.

Last month, we asked ITC members to write about different types of transport. Sheila, from Melbourne in Australia, has sent in the following report about roller skates. Read the report and discuss the focus questions in your group.

### Focus Questions

1 Who is the author?

2 What's the title?

3 How many paragraphs are there?

4 Where did Sheila get her information from?

5 Match the photographs with a paragraph.

6 What do you think is good about Sheila's competition entry?

7 How could she make the report better?

## The history of roller skates

I have been skating since last year and decided to find out more about roller skates. I found lots of information on the Internet and in books. The modern roller skate is the result of hundreds of years of designing and inventing.

They have been ice-skating in the Netherlands for hundreds of years. In the early 18th century, a Dutch man wanted to go ice-skating in the summer when there was no ice. He fixed large wooden wheels onto thin pieces of wood and fixed them to his shoes. These first roller skates were called 'skeelers'.



As roller skating became more popular, inventors started to improve the design of roller skates. In 1823, the 'Rolito' was invented by Robert John Tyers. It was a boot with five wheels in a straight line. It was easier to put on and easier to use, but it was impossible to skate round corners!



Later, in 1863, an American called James Plimpton invented skates with four wheels. There were two wheels under the heel and two under the toes. They were the first skates that let you skate round corners and which let you skate backwards.

In 1979, the modern skate was born. Scott Olson and Brennan Olson went back to the old design where the wheels were in one line. They used plastic materials and added a rubber toe-brake to make the modern rollerblade.



It has taken many years to develop the modern rollerblade. Many inventors have helped improve the design so that teenagers can enjoy the wonderful free time activity of roller skating.

By Sheila

# STAYING

## 1 Where are they going?

Maha went with her father to buy a bus ticket to the road safety exhibition. She heard parts of the following dialogues. Remove the bus timetable cut-out page from the back of the Skills Book and use it to work out where the people were going. Work with a partner and write your answers in your exercise book.



### Dialogue 1

**Man:** Excuse me, how much is the return to .....?

**Ticket officer:** That's 9 rials please.

**Man:** What time does the bus leave?

**Ticket officer:** The next one is at 10.15.

### Dialogue 2

**Boy:** Excuse me, I have to get to ..... at 12 o'clock.

Which bus should I catch?

**Ticket officer:** You want the number 77 and it leaves at 8 o'clock.

**Boy:** Thank you.

### Dialogue 3

**Ticket officer:** Would you like a single or return?

**Woman:** I'd like a return to ..... please.

**Ticket officer:** That's 4 rials please.

**Woman:** What time does it arrive?

**Ticket officer:** It arrives at quarter to 3.

**Woman:** Thank you.

**Ticket officer:** You're welcome.

## 2 Road Safety Week.

### 1. Drive and Survive

If you travel at 120km per hour and the car suddenly stops, you will continue to move at 120km per hour - through the windscreen. Wear a seat belt!

If you are holding a baby, the baby will continue to move at 120km per hour through the windscreen. It's like trying to stop a running elephant with your hands. Put your baby in a child seat!

### In the car

- Wear seat belts.
- One person should wear one seat belt. Don't share!
- Buy a car with air bags.
- Don't drive too close to the car in front.
- Don't hold babies. Put them in child seats.
- Don't use a mobile phone while driving.
- Don't eat, get dressed or read while driving.
- Slow down.
- Rest for 15 minutes every 2 hours of driving.

### Focus Questions

Do you sit in the front or the back of the car?

Do you wear a seat belt in the car? Why?

# SAFE

Maha went to an exhibition by The Royal Oman Police during Road Safety Week. She collected a leaflet and some badges about road safety. In your group, discuss the focus questions. Then, on your own, match the badges with the headings in the leaflet and write your answers in your exercise book.

## 2. Keep Safe on the Bus

Follow the steps and be bus-wise!

1. Look around to see it is safe to walk to your bus.
2. Don't walk behind the bus because the driver can't see you.
3. Don't push when you get on the bus.



4. Stay sitting down when the bus is moving.
5. Let the driver drive. Don't talk to him or misbehave.
6. Wait until the bus has stopped before getting off the bus.



## 3. Safe Steps

Look and listen before crossing the road.  
Use the pavement. Don't walk on the road.  
Use the zebra crossing and pedestrian bridges.



## 4. Ride Right, Ride Bright

Wear a helmet.  
Wear bright colours.  
Look and listen to the traffic around you.  
Keep your bike in good condition.

a



b



c



d



# 1 Over The Top Travel.

Look at the web page and answer the questions in activity 4 on page 26 of the Skills Book.



## Over The Top Travel

Address:

**A** Welcome to the ITC Over The Top Travel page. Are you interested in different ways of getting around? Want to make travelling into an adventure holiday? Is keeping on the move your idea of a perfect holiday? Then this is the web site for you to look at. If you like travelling by land, air or sea, we'll help you find the right challenge. So buckle up, hold on tight, get ready for lift off and the time of your life.

Over The Top – keeping you moving, keeping you on the go!

**Check out our web site for regular updates or pick up a leaflet from any travel agent.**

**1**



**B** Keep moving! This has been a popular way to get around crowded busy city streets for years, but can be dangerous if you don't watch out. If you like wheels and speed, but don't like the pollution of cars then this is the holiday for you. Spend three days learning to roller skate at our centre in New York. Our expert trainers set out to teach beginners the moves to go safely without falling down or giving up.

**F** [CLICK HERE for more details](#)

**2**



**C** Don't pass up this chance to fly away for a wonderful weekend over the English countryside. Ride on gentle winds without the worry of getting anywhere fast. No noisy engine to speed you on your way. Just a couple of burners to fill up a giant balloon with hot air that help you rise up into the clouds. Let nature do the hard work of moving you around while you sit in the basket looking at the beautiful scenery below. Yes, hot air ballooning is for people who like time to pass by. Up, up and away!

**F** [CLICK HERE for more details](#)

**3**



**D** If you like water and waves, then a week-long course in the Greek Islands learning how to rig up the mainsail and tie down the jib may be just for you. With wind in your hair and the seas to explore surely this way of getting about will free the adventurer in you. Speed along as fast as the wind, cruise by on the tides, throw out the anchor, or tie up at a pretty port. You choose the pace and we'll do the rest for you. Sailing boats are fun for all the family.

**F** [CLICK HERE for more details](#)

**4**



**E** Really get back to basics with this way of travelling. Enjoy this four-day trip into the Wahiba Sands upon the ship of the desert. Learning to keep on the back of this animal without falling off is a challenge, but balance is the key to a comfortable journey. Climb up and set off on our Camel adventure tour.

**F** [CLICK HERE for more details](#)

**G** [CLICK HERE for more activity holidays](#)

**H** [CLICK HERE for some travellers' tales](#)

**I** 

Page 1    Sec 1    1/1    At 2.5cm    Ln 1    Col 1    REC    TRK    EXT    OVR

click here  
for  
more  
details

Address: <http://www.OTT.net.om/details>

Go

2

## More details.

Ahmed has been checking out the OTT web page for more details about the holidays on page 26 of the Classbook. Read the information below and match it with the holiday descriptions on page 26 of the Classbook.

- 1**
- A** Location: Greece
  - B** Dates: Depart 4th September and return 10th September (one week).
  - C** Accommodation: The Grand Olympic or The Villa Gardens.
  - D** Meals: Breakfast and dinner only.
  - E** Departures to and from: Seeb International and Athens International Airports.
  - F** Transfers: By plane, bus, speedboat or ferry.
  - G** Cost per person: Adults OR 500, Children (under age of 12) OR 250
  - H** Additional information: Adults and children must be able to swim. No children under 6 years old. More details on booking.

- 2**
- A** Location: Oman
  - B** Dates: Depart 4th December and return 7th December –or– Depart 23rd and return 26th December (four days).
  - C** Accommodation: Al Maha Desert Camp.
  - D** Meals: All meals included.
  - E** Departures to and from: Ruwi and Bidiya Bus Station.
  - F** Transfers: By bus, four wheel drive or horse.
  - G** Cost per person: Adults OR 100, Children (under age of 16) OR 50 .
  - H** Additional information: Bring sun block cream, first aid kit, hat and water.

3

## More activity holidays.

Ahmed downloaded two more activity holidays from the OTT Travel site. Read about them and then answer the questions in activity 4 on page 27 of the Skills Book.

### RALLY DRIVING:

Make the ride of your life come true when you join this week-long rally drive. Crossing the Sahara desert from Cairo to Tunis, camping in Bedouin style in the open desert night sky, eating fantastic food and then dashing across the windswept sand dunes by day will truly please the adventurous. All this for only OR 600!

### CANOEING:

For those who like it very wet, the white water rapids of wild Wales await you. By day we'll teach you to paddle your canoe without falling out and meet the challenges of the rough river rocks without fear. Then dry out at night by a roaring fire and enjoy a hearty meal in our lakeside hotel. ONLY £30 per night. Swimmers only and no children under 16 years.

## learning strategy

### writing

One way of making a long piece of writing shorter is to find the **main ideas or words** from the long text and write them in a **table**. Then use this information to write a simpler, shorter sentence.

## learning strategy

### reading

There are many ways to work out the meaning of a word you do not know in any piece of text. One way is to find the word in a dictionary. Another way is to look at the words before and after the word you do not know, or by reading the complete sentence the word is in. This is called finding out the meaning from the **context**.

# GET READY, GET SET

## 1 Club Talk.

The following ITC members are going on holidays from the OTT Travel web site. Read and match them with the holidays described on page 26 and 27 of the Classbook. Then answer the true/false questions in activity 1 on page 28 of the Skills Book.

Hi, I'm Kate. I've been reading a lot at school recently about life in the desert. I've been asking my parents if we could go to the desert. Then my parents told me that we were going to visit the Wahiba Sands for a holiday. I've been looking at the OTT Travel web site and it says that there are two days we can choose from. We'll decide when to go as soon as my father knows which days he has for the holiday. One thing is for sure – we're going to stay at the Al Maha Desert Camp and we're going to travel across the sands by camel. We're going to drive to Bidiya in a bus from Ruwi, but maybe we'll go to the camp by four wheel drive or horse once we get there. We'll decide when we get there. Whatever happens, it's going to be great!



1

Hello, I'm Ali. I have been swimming for a long time and really enjoy being by water and the sea. When I was 12 my father taught me how to sail, so I have been sailing for a few years now. We have been going out on the sea every weekend since then and it's great fun when we all go together as a family. You can imagine I was really excited when my father said we were going to visit Greece on a sailing holiday. He said we're going to go next month and we're going to fly from Muscat to Athens.

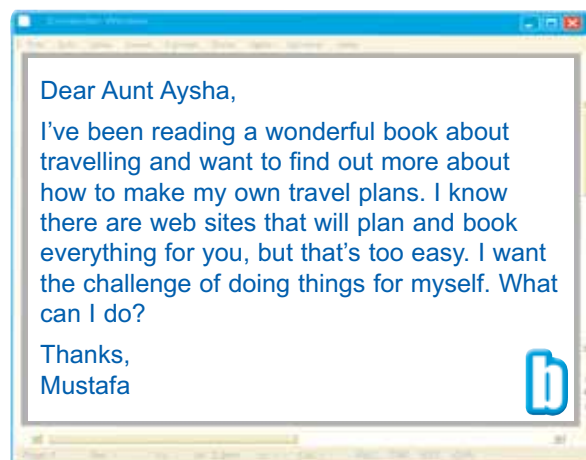
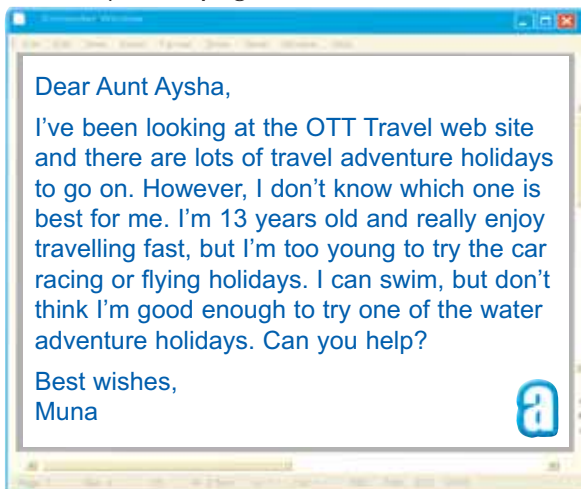
When I get there I think we'll be staying at the Grand Olympic or the Villa Gardens. My father hasn't decided yet. Maybe we'll catch the ferry to the islands or possibly we'll go by speedboat. We'll decide when we get there.



2

## 2 Travel help from Aunt Aysha.

Read the following letters sent to Aunt Aysha by different people. They need help with deciding what to do about their travel arrangements. First, in your exercise book, answer the focus questions. Use complete sentences for your answers. Then complete activity 2 on page 29 of the Skills Book.

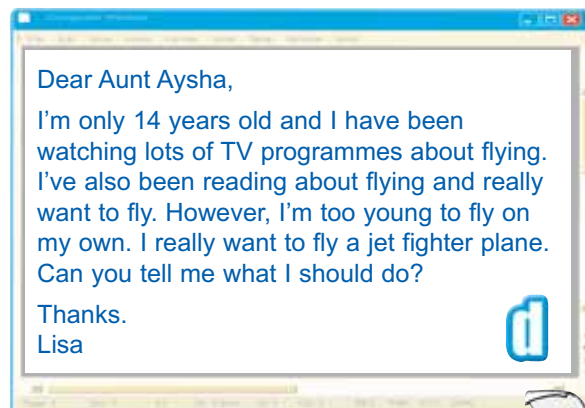
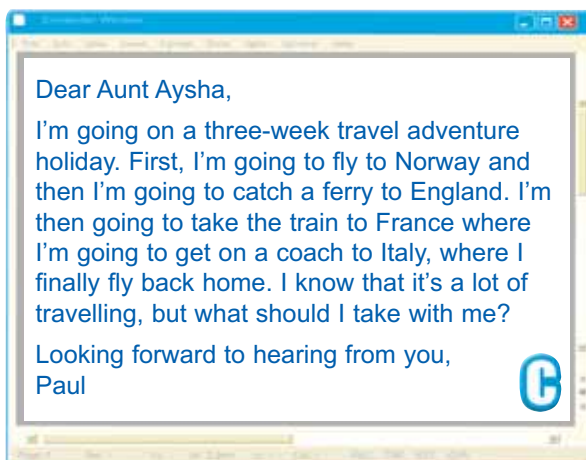


## learning strategy listening

Think about the following before doing the next two listening activities.

- Try to understand what the activity is about before you listen.
- Read the questions before listening.
- You already know a lot, so try to guess the answer from what you already know.
- Don't worry if you do not understand everything. Try to focus on the main ideas only.
- Always listen carefully for the information you need.

CLUB TALK



## Focus Questions

**How did Lisa find out about flying?** **1**

**Who has been looking at the OTT Travel web site?** **2**

**Which countries is Paul going to visit? List the ways he is going to get there.** **3**

**Why does Mustafa want to make his own plans for travelling?** **4**

## 3 Where's the bag?

Simon is getting ready to go on his holiday. He can't find his holiday bag. Read and complete the language focus chart on page 30 of the Skills Book.

**Simon:** Sally, can you help me? I'm looking for the holiday bag. Have you seen it?

**Sally:** No, I haven't seen it. I'll help you. I'll ask mum.  
I'll ask her, maybe she's seen it?

**Sally:** Mum, can you help me? I'm helping Simon look for the holiday bag. Have you seen it mum?

**Mum:** No, I haven't seen it. Ask your father, maybe he's seen it.  
Ask him, maybe he can help you.

**Sally:** Dad, can you help me? I'm helping Simon look for the holiday bag. Mum says she hasn't seen it. Have you seen it?

**Dad:** No, I haven't seen it. Ask your grandparents, maybe they've seen it. Ask them, maybe they can help you.

**Sally:** Granddad, grandma, I'm helping Simon look for the holiday bag. Mum says she hasn't seen it. Dad says he hasn't seen it. Have you seen it?

**Grandparents:** Oh, don't ask us. No, we haven't seen it, sorry!

**Sally:** Simon, I haven't seen the holiday bag. Mum says she hasn't seen it. Dad says he hasn't seen it. Our grandparents say they haven't seen it. I've asked them all. It's so difficult to find. Sorry, we haven't seen it.

**Simon:** Sorry Sally, I've found it!

# Up, up and away....



Ali and his family are going to Athens on a sailing holiday with OTT Travel. They are leaving from Seeb International airport. Match the photos with the text below. Write your answers in your exercise books.



- a. You can't walk to the plane. It's safer to catch the bus.
- b. The flight is going, let's go to the gate.
- c. After check-in, you must show your passport to the immigration officer.
- d. Then you must line up at the correct check-in for the flight.
- e. First, you have to go to the departure hall. Only passengers and staff are allowed.
- f. At the check-in, you must show your ticket and passport. They collect your bags and weigh them to see that they are not too heavy.
- g. Get on the plane.
- h. The gate officers check your boarding pass to make sure you're in the right place.
- i. Keep a look out for your flight and departure gate number. You don't want to miss the flight.
- j. You have to get your bags scanned to make sure there is nothing dangerous inside them and sometimes they are searched.

# Unit 4



## What is a mystery?

People like being entertained and they spend some of their free time reading or watching a film on television, DVD, video or at the cinema. All of these films are stories. Some could be about real people and events that really happened. These are called non-fiction. However, some may not be real and have been invented by writers or authors. These are called fiction. Many films are based on books you may have read.

The film or book may be a comedy with a funny story and jokes, an action story with car chases and fighting, or a science fiction adventure set in space. One of the most popular types of film or book is called a mystery. These stories could be about something strange, a secret, a puzzle, or a riddle to be solved with clues and maps to help you find buried treasure. Sometimes there may be a detective who looks at all the clues and evidence to help solve a crime, find a missing person or thing. Sometimes the mystery may be very difficult and cannot be solved, because we do not know enough about it.

READ ON ...



## THE RIDDLE MYSTERY

Chapter 1 It started in the souk

Chapter 2 On our way

Chapter 3 Danger in the dark

Chapter 4 Caught in a web

Chapter 5 Crocodile Rock

Chapter 6 Snake charming

Chapter 7 In the post

## 1 Who is the Mystery Man?

First read the Learning Strategy box on listening at the bottom of this page. Then look at the photos and read the information about the Mystery Man. In your group, decide who you think the Mystery Man is, and why. Write your answer in your exercise book. Then listen and check if your answer was correct.



Name: ?

Age: 14

Likes: He spends all day reading Science books and doing experiments he has read about.

Character: He is a very clever person because he can do Maths in his head without using paper and pencil.

Recently visited: Scotland

a



Name: ?

Age: 35

Likes: He has spent years collecting information about strange things, people and places and writing about them.

Character: He is very serious about his collection. He thinks the information he has is very important and should not be laughed at.

Recently visited: Scotland

b



Name: ?

Age: 14

Likes: He really enjoys collecting stamps and reading mystery books.

Character: He is very fussy, because he likes everything to be just right. He spends a long time making sure that everything is in the right place.

Recently visited: Scotland

c



Name: ?

Age: 25

Likes: He likes writing and doing puzzles.

Character: He is very logical, because he spends a lot of time thinking carefully and looks at all the clues.

Recently visited: Scotland

d

# The

2

Here is a page from a scrapbook that belongs to the Mystery Man. In your group, decide which one is an informal letter, which one is a newspaper report and which one is a note, and why. Write your answers in your exercise book. Then read and answer the focus questions below in your exercise book.

a



## Fact or fiction?

- Yeti - Tibetan language ... "magical creature"
- Nepal, India and China
- Himalayan Mountains - 4,572m
- First seen 1925
- N.A. Tombazi/Greek
- photographs and footprints
- creature, animal - bear, monkey
- never found alive - only skin, bones and skull

## learning strategy listening

### Predicting

- Look at the title, photos and key words to help you.
- Use what you already know about a topic.

### Checking

- Listen for key words such as names, dates, numbers, places, verbs, etc.

# Mystery Scrapbook

21/06/04

Dear Mystery Man,

I've just got back from a visit to Stonehenge. It's on Salisbury Plain in England. It was a great trip, because I found out a lot about the place.

Did you know that it's about 4,000 years old? It has lots of large stones placed in a large circle. Some of the stones weigh over 25,000kg and were moved from as far away as 30km. That's a long way for people to move such huge rocks with no machines to help them!

I met a man called Dr. Atkins who looks after Stonehenge. He told me there are many reasons why people could have built Stonehenge. One reason is that it was like a giant clock that told people when to plant seeds for their crops. Another reason could be that it was used to keep animals in, but we really don't know. It's still a mystery!

Anyway, I'm sending you a photo to add to your collection. Hope you like it.


Best wishes,  
Ronnie Barker



**b**

## MISSING!

Shocking news has recently come to us about the disappearance of the crew of the *Marie Celeste*. The ship was found drifting without any of the crew members on board in the middle of the Atlantic Ocean. The crew of the ship *Dei Gratia* made this discovery on December 5th, 1872.



**c**

The 43 metre long ship left New York on November 7th, 1872 and was bound for Italy. It had a crew of eight and was captained by Benjamin Brigg, 37. Captain Brigg's wife and two-year-old daughter were also aboard the ship.

None of them has been seen since their departure and none of them was on board at the time of the discovery.

What could have happened? How did they disappear? Did a storm wash everyone into the sea? Was it a giant octopus that attacked everyone on board? Were the crew captured by pirates? These are some of the stories that are being spread by seamen from port to port on the Atlantic coast.

One thing is for sure: this mystery will not be solved for a long time to come!

## Focus Questions

Which is the oldest mystery on these pages of the scrapbook? **1**

Which mystery is about a place? **2**

Which mystery is about an animal? **3**

Which mystery is about people? **4**

# Seeing is

## 1 Do you see everything?

Read and match the pictures with the text. Write your answers in your exercise book.

We learn a lot about our world by using our senses. These are the senses of touch, taste, smell, hearing, and sight. However, are our senses as good as we think they are? Do they tell us everything we want to know? Do they help us as much as we think they do?

Let's look at the sense of sight. Our eyes work with our brain to help us understand what we are looking at. However, sometimes our brain sees something that is not there. These are called optical illusions.

For example, think about the last time you went on a picnic in the desert. What did you see? The chances are that you may have seen water or trees that were not really there. These are called mirages and are caused by light passing through hot air. However, our brain makes us think that we are seeing things that are not there. Look at picture  and see what you think.

There are a number of experiments that we can do to check how our eyes and brain work. Experiments are like tests that let us see how good things are or how things work. For example, in picture  the straight lines from left to right look as if they are sloping. This is because the black and white zig-zag pattern makes us think the lines are not straight.

In picture  say the colour and not the word. It's not as easy as you think, because the left side of our brain wants to say the word while the right side wants us to say the colour.

Finally, sometimes we look at things quite quickly and guess what's there. This tricks us into seeing something that's not there. For example, in picture  how many legs does the elephant have?

So be careful next time you're looking at something. Be careful when you read, because our eyes don't always tell the truth!

### 1


RED BLUE WHITE  
YELLOW BLUE GREEN  
RED PURPLE BLACK  
BLUE ORANGE RED  
PURPLE RED BROWN  
BLUE YELLOW GREEN  
RED BLUE WHITE  
YELLOW BLUE GREEN  
RED PURPLE BLACK  
BLUE ORANGE RED  
PURPLE RED BROWN  
BLUE YELLOW GREEN

### 3



# believing?

2



## 2 May, might and could.

You are going to use modals to talk about possibility in the present. Use the following language to help you answer the questions on the activity cards.

Work with other members in your group.

It may be ...

It might be ...

It could be ...




## 3 Make a Moebius strip.

Moebius was a scientist in the 1800s. He used to do many experiments and he invented the Moebius strip.

Unfortunately, these instructions to make a Moebius strip have been written in the wrong order. Match the instructions with the pictures. Write the answers in your exercise book. Then make a Moebius Strip for yourself. Why is it special?

4



Now try this ...



a. Give it a half twist (turn one end over).

b. Cut the Moebius strip in half along its length.

c. Tape or glue the ends together.

d. Take a strip of paper.

... and again! What happens?

# Finding the

## 1 King Tutankhamun.

Some ITC members have been finding mysteries on the Internet for their scrapbook project. Zaki found a report about King Tutankhamun. Read the report and answer the focus questions in your exercise book.

### The Mystery of Tutankhamun's Tomb

The world was a very different place in 1922. There was no television, no live reports and information travelled slowly around the world. It was a time when reporters often made up facts because they wanted to make their stories more exciting and sell more newspapers.

In November 1922, Howard Carter discovered the tomb of King Tutankhamun in the Valley of the Kings. In late March of 1923, a writer called Mary Mackay wrote that anyone who entered the tomb would die.

Strangely, a few weeks later, the person who paid for Carter's expedition died. Newspapers around the world went crazy and many reports suggested that he might have been killed by Tutankhamun! One newspaper wrote that 26 people who had been in the tomb died in the ten years following the discovery of Tutankhamun. However, this is fiction and the truth is that only six people died. In fact, many people who worked in the tomb lived long and happy lives, including Carter, who spent ten years working in the tomb.

There might have been some truth to the tomb mystery. It may have been possible that the body of Tutankhamun contained ancient germs. When the tomb was first opened, dangerous germs might have blown into the air. Today, it is a fact that archaeologists wear special clothing when they investigate tombs.

Fact or fiction, the mystery of the tomb story probably did more good than bad. Many films have been made about Carter's expedition and these have all helped Egypt's tourist industry.

2

How many people who had been in the tomb died between 1922 and 1932?

1

Who first wrote that if you entered the tomb, you would die?

3

What could cause a real health problem in tombs?

Focus Questions

# Facts!

British author Arthur Conan Doyle created Sherlock Holmes, who may be the greatest fictional detective of all time.

Holmes is a tall, thin man with short, dark hair. He is quite pale and unhealthy. He is famous for dressing in disguise, so he often wears different clothes so people do not notice him.

Holmes enjoys solving puzzles. He likes Chemistry and he spends a lot of time doing experiments. He also likes reading poetry, playing the violin and boxing.

Holmes is a very clever man. He has a mind like a machine and he is famous for solving mysteries using logic and careful observation.

Agatha Christie invented the detective Hercule Poirot, who appears in more than 30 of her books written between 1920 and 1975.

Hercule Poirot is a small man with a wonderful black moustache, sparkling green eyes and a head as round as an egg. He wears shiny black shoes, a bowler hat, a bow tie and perfect clothes. Poirot enjoys drinking tea and watching people. He really likes solving puzzles and mysteries.

Hercule Poirot is a quiet, intelligent man. He is very polite but some people think he is fussy because he really cares about tiny details. He likes to examine the smallest clues and details of a crime and he is slow and careful getting to his solution.

4 Why does the author think the mystery has been positive?

5 Does the author believe everything in newspapers? Find parts of the text to support your answer.

## 3 Great fictional detectives.

Sometimes, mysteries can be solved by finding out the facts. Read about three great fictional detectives who solved puzzles and mysteries by finding out the facts. Then, name the detectives in the pictures.



a



b



c

The American author Raymond Chandler created Philip Marlowe in the 1940s. Many of his stories have been made into films.

Marlowe is a big man - he is tall, with brown eyes and brown hair. His clothes are quite old and scruffy and he usually wears a hat and a long brown raincoat.

Marlowe is clever and he likes solving puzzles and crimes. He likes reading books and he enjoys using his mind to play difficult chess games.

Philip Marlowe likes working alone. He is tough and he often gets into fights. He is quite a miserable man with bad manners. He doesn't care if he is rude to people.

Look at the texts about the three detectives.

How many paragraphs does each text have?

What is the main idea of each paragraph?

## 2 Write notes.

Read The Mystery of Tutankhamun's Tomb. Make some notes about the main ideas in your exercise book.



# Solve it with

## 1 Examine the evidence.

Detective Clueless has put all of the evidence on the table. He has looked at it for hours and hours, but he can't decide which man has hidden the money! He needs your help. Look at the evidence and complete the form in activity 1 on page 39 of your Skills Book.

NEWS

### CLEVER GIRLS CATCH CRIMINALS!

Yesterday evening, three clever girls helped catch two criminals.

The girls – Jo, Lizzy and Beth – all live in Smallsville and were on

their way to a local ITC beach barbeque last night. While they were walking behind

Salad Days Supermarket on Moon Road, they each witnessed two men fighting and arguing. Their excellent eye-witness reports and their quick action helped the police catch the two men.

The men are being held at Smallsville Police

Station. The police suspect the men of robbing the bank two days ago when more than £50,000 was stolen. The money has not been

found yet. The police say they are still trying to decide which man has hidden the money.

When the money is found, the bank has promised to give each of the girls a prize of £1,000.

If you have any further information, please contact Detective Clueless at Smallsville Police Station.



**A** I was on my way to the beach to meet my friends. It was raining a little bit and it was about 5 o'clock, but it wasn't dark yet. I left the park and as I went round the back of the supermarket, I saw 2 men talking. One of them was definitely Mr Barry, but I didn't recognise the other man. Mr Barry was standing behind the stranger so I couldn't see what he was wearing, but I got a good look at the other man who had glasses and was wearing brown trousers, a blue t-shirt and trainers.



If you were Detective Clueless, who would you arrest?

# Clueless!

**B** It was about 5.35 and it was getting dark so I couldn't see much, but I definitely saw one man standing behind the supermarket. He was quite tall and he was holding something. I thought he might be my neighbour, Mr Green, but when I got nearer, he ran off towards the park. There was something large on the ground where he had been standing. I thought it was a bit odd, but I didn't worry about it because I was already late and I had to meet my friends. When I met my friends, we realised it was very suspicious and we decided to ring the police. I didn't see anything else.



**C** I was on my way to meet my friends. I was walking behind the supermarket when I heard two men shouting. I thought they might be arguing so I didn't go very close because I was a bit scared. I walked past as fast as I could, but I did get a quick look at them. I think one man was tall and he was wearing trousers and a t-shirt. The other man was shorter and I think he might have been wearing a jacket or a coat. He was holding something - it looked like a large bag.



## 2 The Detective's Handbook.

Detective Clueless has decided to go on a course to improve his detective skills. He has cut out the following advertisement from a magazine.

### Sherlock School

Do you want to become a detective?

Are you the next Sherlock Holmes?

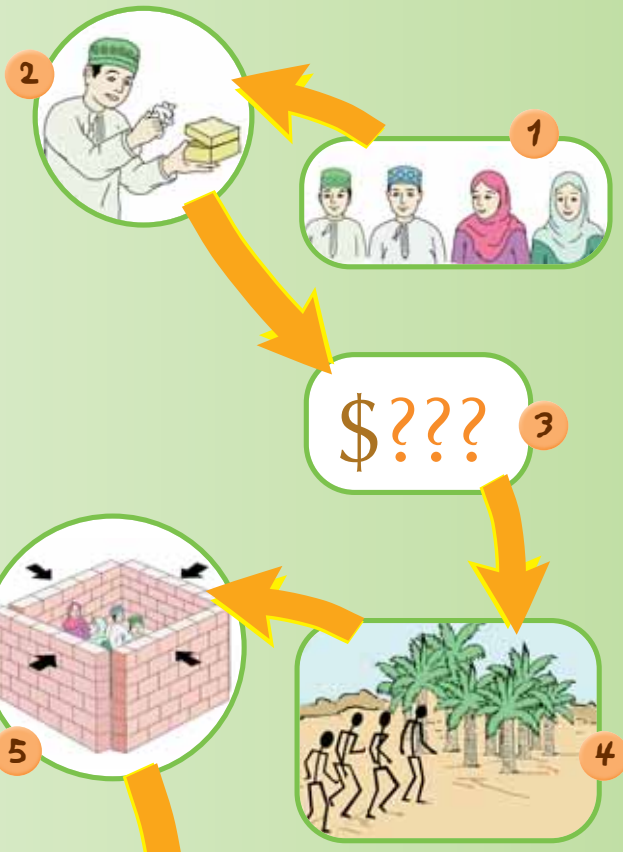
1. At Sherlock School, we can help you develop the skills you need to become a successful detective.
2. A good detective watches people very carefully. At the crime scene, they have to see clues where other people see nothing. Therefore, at Sherlock School we develop your observation skills to the highest level.
3. Successful detectives collect evidence which they must examine for clues. You will need good Science skills to become a detective, so we provide you with an excellent, modern laboratory at Sherlock School.
4. Research is also important. A good detective must find out about the history behind the crime. That is why, at Sherlock School, we have a large library and resource centre.
5. A good detective is also a master of disguise so you will learn how to change your appearance and you will develop your acting skills on our course.
6. Finally, a detective must have excellent thinking skills. Therefore, at Sherlock School, we provide you with special puzzles and activities to develop your thinking skills.
7. Are you ready to become a detective and make the world a better place? Enrol now for our summer courses!

Sherlock School,  
Watson Road,  
London NE3 6SS

shhh@webmatic.net.gb


# 1 Notes.

Detective Clueless joined a course at Sherlock School. During a class, he wrote some notes. Use his notes to write a paragraph in activity 4 on page 40 of your Skills Book.



## 3 Picture story.

Look at the pictures and remember the story. Then, in your groups, take turns to tell a part of the story using the pictures to help you. Start at number 1 and finish at number 10.



## 2 Eye-witness.

Imagine that you open the door and this is what you see! Look at the picture for one minute. Do not write anything down.





# CLUB CORNER



Issue no. 2

## Read all about it!



1. Read views and comments from ITC members.



2. Find out about new ways to save water and how you can help stop pollution on the streets.



3. Exercise your brain and try out our new collection of puzzles and problems.



4. Check out some different Iftar menus from around the world!



5. Sit back and take time to enjoy a mysterious story about an underwater creature!



6. Read our sleepy mystery, but don't fall asleep!



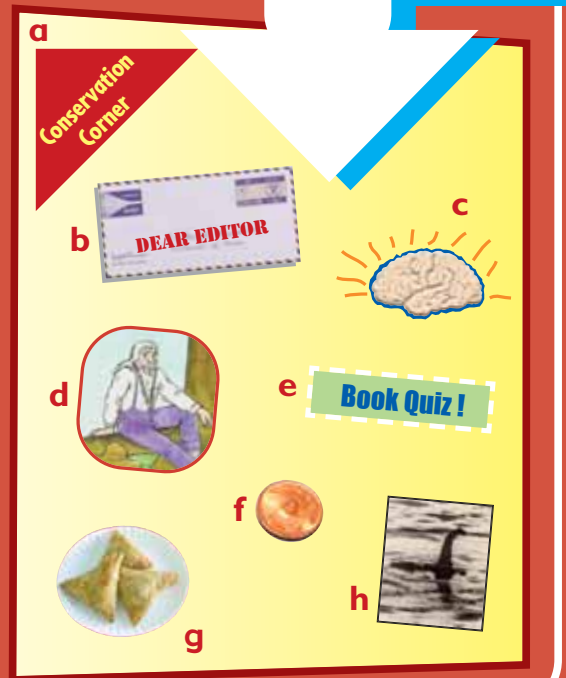
7. Take down the details of our competition and try to win 10,000 Euros!



8. Go over the units and test your memory with our Book Quiz!

**Free to all Grade  
8 ITC members!**

## Inside



## Letter from the Editor

Dear ITC members,  
Welcome back to **Club Corner**! Once again, I think you'll really enjoy reading everything inside!

After reading the first magazine, ITC members from around the world sent in lots of letters, ideas and activities. Inside, you'll find puzzles to work out, ideas to think over, quizzes to try and letters and articles to read. Look out for the new 'Dear Editor' page and the special feature about food in this edition and don't forget to try the competition. You might win 10,000 Euros! Remember, it's a magazine written for ITC members by ITC members so write down your thoughts, comments and ideas. We look forward to reading your letters soon. Best wishes and happy reading!

The Editor

[www.edcc.com](http://www.edcc.com)

## Go Competition Crazy!

If I won 10,000  
Euros, I'd buy a new  
car for my mother.

### What would you do if you won 10,000 Euros?

Now's your chance to make your dreams come true!

Write to us and tell us what you would do if you won 10,000 Euros.

The best answer will win **10,000 Euros!**

Only  members can enter this competition so get writing **NOW!**

If I won 10,000  
Euros, I'd put it  
in the bank.

If I won 10,000  
Euros, I'd travel  
around the world.

Thanks to everyone who sent in  
letters after reading the first Club  
Corner magazine. Here are two  
letters to get you thinking.

**DEAR EDITOR**

Dear Editor,

Hi, I'm writing in about Club Corner. My friends and I really liked it. We enjoyed reading the story and we put on a play. It made us laugh! The Brain Busters were difficult. I couldn't do them, but my friends could work out the answers OK. Reading about the ITC members was very interesting because they'd done so many different things. The Book Quiz was useful too and we enjoyed doing it. So put in lots of puzzles and stories because we really like them!

Best wishes,  
Ting Hamshee

Dear Editor,

I am writing to tell you about Club Corner.

I have discussed the magazine with my friends and we think that it is a good idea to have a magazine for the International Teenagers' Club.

We liked Conservation Corner because we think it is very important for teenagers to protect the environment. My friends thought Now and Then was very interesting, but too long. The Brain Busters were fun and we liked the story. We also thought the book reviews were helpful and we have all bought Talib's new book.

In future Club Corner magazines, we would like to see Conservation Corner, more stories and puzzles and something new about food or mysteries.

Yours faithfully,  
Bruce Chatwin

Keep writing! We really want to hear your comments and opinions!

## Conservation Corner

ITC members have sent in some amazing information about water conservation. Read the e-mail sent in by Hilal which tells us about the different ways that water is protected in Oman.

Dear Conservation Corner,

Oman is a dry country. It doesn't have rivers and lakes on the surface of the land but it does have rivers and lakes under the ground. This water is called groundwater.

We mustn't use too much groundwater. In the past, too many people dug wells down to the groundwater. In some places, the level of groundwater went down so much that sea water polluted it. Now, the government has made important rules about digging wells to protect the groundwater supplies.

We must be careful not to pollute the groundwater with chemicals. For example, we must not dump engine oil in the wadis because one litre of car engine oil can pollute a million litres of groundwater. In Oman, the Ministry of the Environment now collects used engine oil and recycles it.

Since 1985, the government has been building recharge dams across some wadis to conserve groundwater. When it rains, the dam holds the water in a lake so there is enough time for the water to sink in to the ground and fill up the groundwater supplies again.

Oman is also protecting the groundwater supplies by developing new ways to get water from the ocean. Sea water is changed into fresh drinking water in desalination plants. In 2000, Oman had 102 desalination units which could change 845,507 million cubic metres of sea water into fresh water every day.

Finally, Oman is using less groundwater because it recycles water. In 1995, Oman recycled half of its waste water. Although you can't drink the recycled water, it is really good for watering gardens, washing cars, road building and industry.

Best wishes,  
Hilal



## Stop Air Pollution Month!

Take part in a special event organised by the ITC!

We're asking all ITC members to go to school without polluting the environment during June. This is the month to wave goodbye to the bus and leave the car at home.

This is the month to use legs, bikes, canoes, roller skates or any other way you can think of to get to school!

Send Conservation Corner a photo of yourself getting to school during **Stop Air Pollution Month**. We'll be giving a prize to the most inventive ITC member!





You have read about mysteries and amazing events, but has anything strange and mysterious actually happened to you? Well, two ITC members definitely had a very scary and puzzling experience when they went on a fishing holiday in Scotland last year. They sent us a description of what they saw and an old newspaper cutting. We thought it was such an exciting story that you might want to read it. So here it is! Read it and tell us if you think the Loch Ness Monster exists!

Dear ITC,

Last year, my brother and I were fishing in a lake called Loch Ness when we heard a loud splash. We looked towards the middle of the lake and we think we saw a long dark shape sink under the water.

At first, we didn't believe our eyes! However, we stopped at a shop on the way back to our campsite and the shopkeeper told us we may have seen the Loch Ness Monster! She gave us this newspaper cutting all about the monster.

I don't usually believe in monsters, but now I think the Loch Ness Monster might be a real, living 20th century dinosaur! I wonder what other ITC members think?

Best wishes,  
Roger Brown

NEWS

## NEW HUNT FOR NESSIE!

A new million pound expedition is going to look for the monster called Nessie. Deepwater submarines will search the freezing waters of the lake to try and find out the truth about Nessie.

In 1934, a man from London, Dr. Wilson, photographed a creature with a long neck coming out of the lake. Experts carefully examined the photo, but they couldn't decide what it was. It could have been a plesiosaur, a tree trunk or an otter!

Many photos are too dark or not clear enough so they do not make good evidence.

In 1994, a photo by Wetherall was discovered to be a small



A plesiosaur

model of a sea monster attached to a 14-inch toy submarine!

Nessie can't be 1,500 years old! The fact is, there must be more than one monster and if there are several monsters in the lake, why haven't we found some bones and why can't we catch one? The truth is, we don't have any good evidence to show that Nessie exists.

Some scientists think that what people see might be an underwater wave and the monster may simply be an optical illusion caused by deep earthquakes. Hopefully, this new expedition will find the truth about the Nessie mystery.



Could this be Nessie?

**Send us more stories about mysterious meetings with monsters!**



# BRAIN BUSTERS

Try and solve more puzzles sent in by ITC members!

## Logical deduction

The doctor is doing a health check and he needs to find out which boys have which surname and how tall they are. The computer has sorted the information into first names, surnames and heights. Look at the notes below and try to solve the problem.

### First names

Simon Victor Kevin John

### Surnames

Smith Green Jones Edwards

### Heights

1.2m 1.4m 1.7m 1.8m

1. Simon is the shortest.
2. Everyone is shorter than Victor
3. Kevin is taller than John.
4. John's surname is Jones.
5. The tallest boy is called Edwards.
6. Smith is not 1.7m tall.

## Riddle poems

Read the poems and solve them.

As I was going to North Ives,  
I met a man with seven  
wives,  
Each wife had seven sacks,  
Each sack had seven cats,  
Each cat had seven kittens.  
Kittens, cats, sacks and  
wives,  
How many were there  
going to North Ives?

**a**

I'm pronounced as one  
letter,  
But written as three.  
I'm double, I'm single  
I'm brown, blue or green.  
I'm read from both ends,  
And you've got them on  
you,  
Look and see and  
find out what I am?

**b**

## What's on?

More exciting events for our Club Corner readers!

### You are what you eat

Queen's Hotel

Starts: Thursday, 6th March  
Ends: Friday 14th March

Time: 19.00 until 20.00

### Wheels on Fire

Brighton's best boy band!

Town Hall

One night only!

21.00  
until  
23.00

Thursday,  
16th April

## ROAD SAFETY WEEK

Exhibition Centre

June

Open daily  
18.30–20.00

## Scary Transport facts!

When you're on your way to those wonderful 'What's on' events, remember to take care! George from London sent in some very scary facts to remind us about safety on the roads!

- a.** If all the cars in Britain were put in a line, they would go around the world twice!

Source: National Travel Survey, 1998/2000 UK

- b.** Air pollution causes between 12,000 and 24,000 deaths each year.

Source: Committee on the Medical Effect of Air Pollutants

- c.** Drivers using a mobile phone are four times more likely to have an accident than drivers who are not.

Source: Royal Society for the Prevention of Accidents, UK

- d.** If all vehicles were to slow down by 3km per hour, we could save 200–300 lives each year.

Source: Transport Research Laboratory, UK

- e.** 238 women drivers were killed in high speed crashes, compared with 907 men drivers.

Source: Department of Transport, 2002, UK

- f.** Between 2000 and 2002, speed cameras reduced pedestrian deaths by 56 per cent.

Source: Department of Transport, 2002, UK

**STAY SAFE !**

**STAY SAFE !**

**STAY SAFE !**

**STAY SAFE !**



# Special Food

## a. Introduction

Welcome to our special Ramadhan feature about food. We'll be looking at Ramadhan itself and finding out what people from around the world have to say about the fasting and feasting month. We'll also have a brief look at the traditional food from the homeland of the Prophet himself (Peace Be Upon Him), Saudi Arabia. Our Tasty Tastebuds corner describes some Saudi Arabian food like the original Arabian pizza, Aysh abu Laham, which is sure to tease any taste bud for Iftar. Iftar is a time to break fast and be with family and friends, so we'll be catching up with an Omani and a Pakistani who'll tell us about their Iftar meals. Finally, our health experts will also be giving us some advice on what to do for keeping a healthy diet during this special time.

## d.

Eating the right kind of foods and keeping healthy is very important. However, it's even more important during the fasting month. We talked to Hamed Ali, an Omani athlete, who gave us his advice on how to keep yourself fit during Ramadhan. This is what he had to say to us ...

"I have to exercise during Ramadhan, because I have to keep fit and healthy for the competitions we're in after the holy month. I have to eat the right kinds of food, or I would get sick. My advice is that you should eat a light meal of salad and rice in the morning for Imsak and for Iftar you should drink some laban and eat a small sweet snack such as dates. You should have a heavier meal later in the evening, maybe some fish or meat with a salad. It's also important that you drink lots of water and you shouldn't eat too much!"

## b.

In Pakistan, we like to start by eating dates and drinking a sweet pink-coloured drink called Rooh Afza. It is made from rose syrup and mixed with water or milk. However, my favourite is Dhahi Bardsays which are dumplings in yoghurt. I also like meat kebabs with fried potato balls called Kachori and Jalebis which are a sweet.

(Najma, Karachi)



## e.

1. Ramadhan is great. I spend it with my family and friends.  
(Abdul, Bangladesh)

2. The holy month is fantastic. It's a time to think about others who are poor and don't have food.  
(Maha, Oman)

3. Ramadhan is a holy month. The Qu'ran, the holy book for Muslims, was revealed during this month.  
(Hani, Saudi Arabia)

4. The month of Ramadhan is never at the same time of year, because the Islamic Calendar depends on when the moon is seen.  
(Iqbal, Pakistan)

5. In the winter, we have to fast only for a few hours, because the days are short. In the summer when the days are long, we have to fast for 16 or 17 hours.  
(Aisha, UK)

6. You can't eat or drink from sunrise to sunset. However, at night time, I eat chicken, rice and dates.  
(Yassir, Brunei)

# Feature: Ramadhan



In Oman, we start our Iftar with some sweet dates and laban, or soured milk. Then we'll have some Shorba, which is a meat soup. We also have Sambousa which is like a small pie with cheese, meat or vegetables inside it. However, I really like having Gresat, which is a sweet pancake. (Mustafa, Ibri)

c.

Saudi Arabian cooking is home-cooked food and not usually found in restaurants or cafés. It is simple food made with flour, fruits and vegetables, because the nomadic tribes of the region needed to cook and carry food easily. It is spicy food, because many spices such as cardamom and cinnamon from Asia had to be transported through Arabia. It is food that Islam tells you is halal to eat. Food and traditional Arab hospitality all make eating at any home a real treat to remember for a long time, or try some of the Tasty Tastebud treats to get a flavour of Saudi cooking for that special Iftar.



cardomom



cinnamon



spring onions

f.

1. The original Arabian pizza, or Aysh abu Laham, is one of many tasty treats to try for Iftar. It is made from dough flavoured with egg and spices and covered with fried meat, spring onions and a tomato sauce. It's delicious!
2. If this is not enough, try some spicy riceballs, or Kubbab Maraq. These tasty balls of rice have a meaty middle that's been fried with onion and herbs and they come in a thick tomato sauce. They're juicy and they're tasty!
3. If you like barbecue, then you'll want to try some grilled chicken or lamb – or Al Mathbi – that's been cooked over some hot stones. It's flavoursome.



Al Mathbi



Aysh abu Laham



Kubbab Maraq

## From the Editor

The mysterious story of Rip Van Winkle is about 200 years old. It is a story that starts when the country we now know as the United States of America hadn't been formed and still belonged to Great Britain. It is a story about how quickly time passes by and how things can change. It is a story about choosing to do things and taking part in life, or deciding to stay still and let life go by. We hope you enjoy this month's ITC Club Corner story.

### The Mystery of Rip Van Winkle



1 Once upon a time, there lived a man called Rip Van Winkle. He was a farmer and lived in a small village with his wife, his young daughter and baby son. Rip was a kind man who loved his family and looked after them. Rip's children loved him, because he spent a lot of time playing games and telling stories of far away lands, pirates and strange creatures. They spent hours under the shade of the small oak tree that Rip had planted five years ago when his daughter was born.



2 Although Rip was a kind man, he was also a very lazy man. Unlike the other farmers in the village who got up at sunrise and worked hard in the fields or looked after the animals until sunset, Rip would stay in bed until late. Then, once he was up he spent his time either telling stories and playing with the children, sleeping, or going for long walks in the countryside. He found it easier not to do his work and this meant that his family were very poor. This made his wife very angry and sad.

3 One day after his wife got angry with him because Rip had forgotten to milk the goat, he went for a long walk in the countryside. This time he went for a longer walk than usual and soon became lost in the mountains. Rip carried on walking until a strange old man with white hair stopped him. He was dressed in dirty clothes and was carrying some heavy boxes from a nearby cave into a large building. Feeling a little guilty for not milking the goat earlier that day, Rip offered to help the man.



- 4 Rip went into the cave with the old man and counted the number of boxes. 'Only thirty boxes,' he thought, 'that won't take long to move.' Rip picked up the first box and carried it from the cave to the building. The box was the heaviest he had ever carried and the distance from the cave to the building seemed to be the longest he had ever walked. When he returned to pick up the second box, he found there were still thirty boxes left. It seemed that however many boxes he moved, the number of boxes in the cave always remained the same.
- 5 This was the hardest work Rip had done for a long time and he soon became tired, hot and thirsty. The old man offered Rip a drink of water. It was the coolest water Rip had ever drunk. He asked for more water and found himself feeling tired and sleepy. His eyelids became as heavy as the boxes he'd been carrying and soon he fell asleep under a nearby tree.
- 6 Suddenly, Rip woke up. He was still sitting under the tree, but the cave, the large building, the old man and the boxes had disappeared. He thought that he had fallen asleep and must have had a dream. He also noticed something strange had happened to his hair. It was longer than he remembered it and it was as white as snow. He also noticed that he had a very long beard - it was at least a metre long! This was all very strange.
- 7 Then Rip remembered his wife and children. He ran home as fast as he could and thought that his wife would be angry with him. When he arrived at his house he noticed that many things had changed ...

Then Rip remembered his wife and children. He ran home as fast as he could and thought that his wife would be angry with him. When he arrived at his house he noticed that many things had changed ...

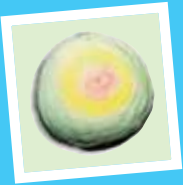
# Book Quiz !

Work in groups to match the questions with the answers. Write your answers in your exercise book. Use your Classbook to help you. You have 10 minutes to do the work!

1. What percentage of the world's water do you find in the oceans?
2. What are the first two lines of the Water Cycle Chant?
3. List the seven shark superlatives on pages 6 and 7.
4. Name the place that says 'WE'RE HERE TO PLEASE YOUR TASTEBUDS!'
5. When do the Chinese eat mooncakes?
6. Who writes about her younger brother's diet on pages 18 and 19?
7. Which multi-word verb on page 22 means 'travel'?
8. What should you use when crossing the road?
9. Which learning strategy is mentioned on page 28?
10. What is 'it' on page 29?
11. How many chapters are there in the Riddle Mystery?
12. What is another word for 'magical creature'?
13. When was the tomb of Tutankhamun discovered?
14. Who created Sherlock Holmes?
15. Where does Detective Clueless work?

## Answer key

- a. biggest, smallest, most dangerous, fastest, strongest, most common, deepest
- b. The New Eat-away Restaurant
- c. Smallsville Police Station
- d. Yeti
- e. 1922
- f. Arthur Conan Doyle
- g. Elizabeth Farley
- h. get around
- i. Listening
- j. the missing bag
- k. 7
- l. a zebra crossing or a pedestrian bridge
- m. In September
- n. 97%
- o. Water is wonderful, water isn't free,  
What have water and oceans got to do with me?





Get ready for 8B!

When do you use English  
outside the classroom?

What's the difference between  
a formal and an informal letter?

What's your favourite food?

What question words do  
you know?

What is a Moebius strip?

What is the water cycle?

Look inside to  
find out more ...

Have fun!