

TEAM Together OMAN 1B


Activity Book



Trial Edition
2023

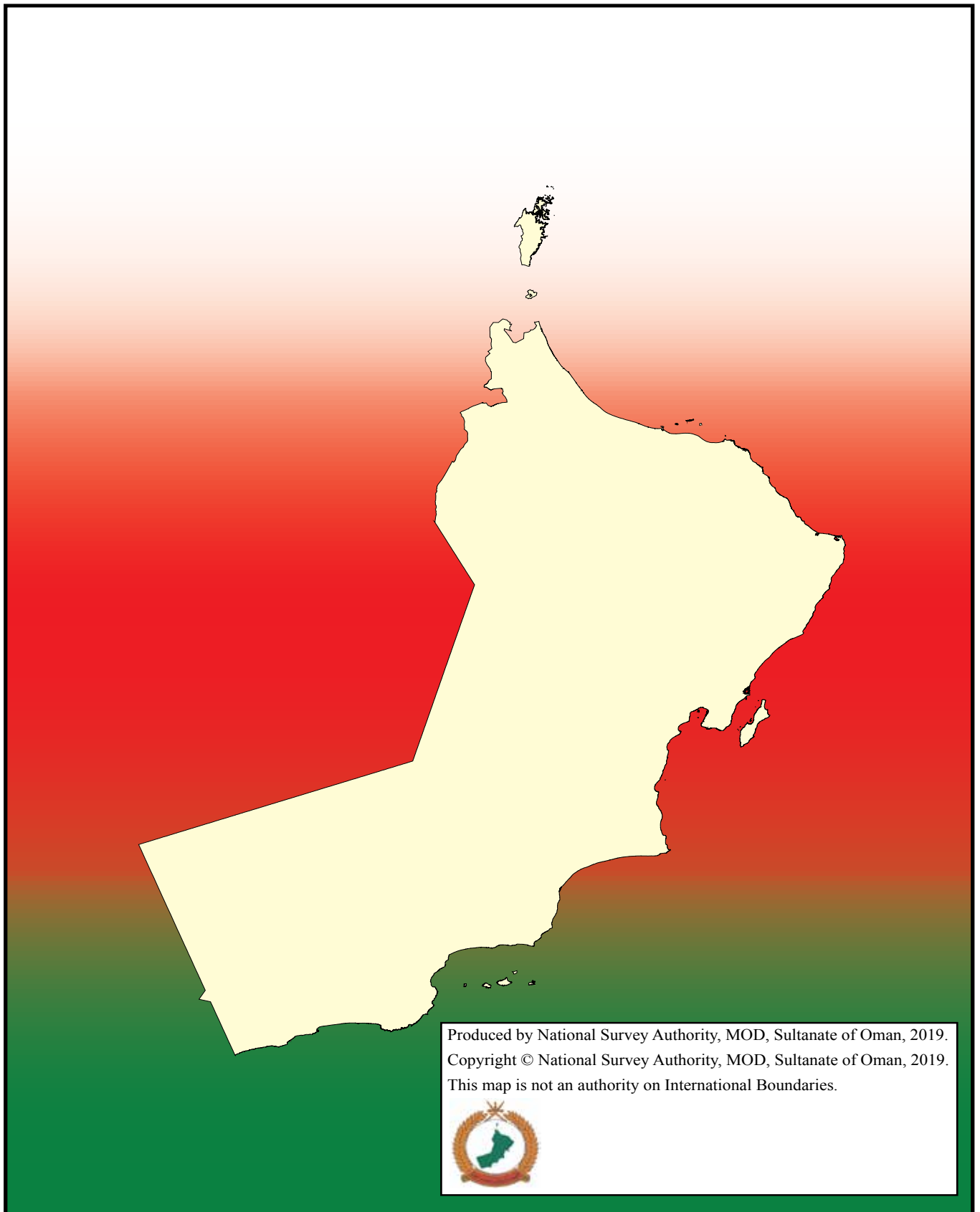


**His Majesty
Sultan Haitham Bin Tarik**



**The Late Sultan,
Qaboos Bin Said**

Sultanate of Oman



Produced by National Survey Authority, MOD, Sultanate of Oman, 2019.
Copyright © National Survey Authority, MOD, Sultanate of Oman, 2019.
This map is not an authority on International Boundaries.



Praise be to Allah and Peace be upon His Messenger, Mohammed

Education is key for personal development, and it provides a wealth of opportunities in life. The commitment and efforts we put into education are some of the most fundamental investments we can make towards securing the future wellbeing of Oman and its citizens.

Our education system has been the bedrock of our development. It has provided this generation and those before it with the skills and knowledge that have driven the country's growth and, with it, our prosperity. But to meet our high aspirations as expressed in Oman's Vision 2040 amidst an increasingly competitive global environment, we cannot stand still.

To compete with the best in the world, our education system must develop young Omanis who are knowledgeable, think critically and creatively, have leadership skills and are able to communicate effectively in English with the rest of the world. Just as importantly, our students must be instilled with values, ethics and a sense of citizenship that will empower them to make the right choices for themselves, their families and the country.

Given Oman's historical and geographical profile, mastering English as a second language is an absolute necessity for all our students. It is the language of international communication and is also the main language for studying other subjects all over the world. Therefore, the Ministry took the decision to adopt and customise an international series called 'Team Together' that is benchmarked to the Global Scale of English (GSE) and the Common European Framework of Reference for Languages (CEFR), both of which are internationally recognised standards for describing language ability.

This series is based on the most cutting-edge research on teaching and learning. It will embed and develop Future Skills such as critical and creative thinking, as well as encourage holistic, well-rounded personal growth. This series will prepare our children to meet the challenges of a pluralistic society that welcomes diversity, a knowledge-based job market that is constantly evolving, and economic globalisation.

Finally, I hope that you find this book useful and enjoyable, and use it in your everyday lives, as this will enable us all to contribute to the success of our beloved country – the Sultanate of Oman – as led by the inspiration and wisdom of His Majesty, Sultan Haitham Bin Tarik.

I would like to take this opportunity to wish you every success in life.

Dr. Madiha bint Ahmed Al-Shaibani

Minister of Education

Sultanate of Oman



Dear children,

We are very excited to help you continue your learning journey with English!

Your Semester 2 books are a Class Book as well as an Activity Book and a Sounds and Spelling Book. Remember to look after your books and to bring them to class every day.

All of your books have lots of fun activities to help you to learn English. Your Class Book has stories, songs, projects and games. Your Activity Book has lots of fun tasks to do in class. Your Sounds and Spelling Book has fun tasks to help you to read and write in English.

There are also cut-outs at the end of the Class Book and stickers at the end of the Activity Book. What fun!

Have a really interesting semester and we look forward to writing to you again next year!



SULTANATE OF OMAN
MINISTRY OF EDUCATION

TEAM Together OMAN 1B Activity Book



Contents

5 My body	8
6 My blue jacket	14
Learning club 3	20
7 They're tigers	22
8 I like cakes	28
Learning club 4	34
Stickers	

5

My body

1



Listen. Look and match.

1




2



3



4



2



Listen, find and stick. Write.

a



arms

.....

b



legs

.....

c



head

.....

d



body

.....

1



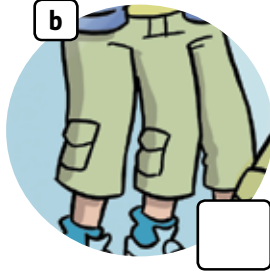
Listen and tick (✓).

1

a

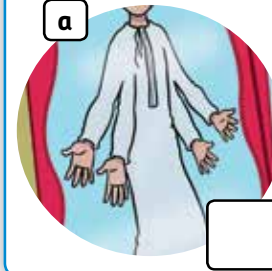

☐

b

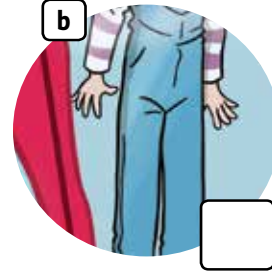

☐

2

a

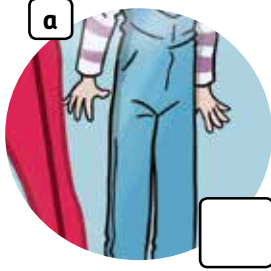

☐

b

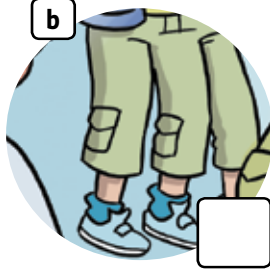

☐

3

a

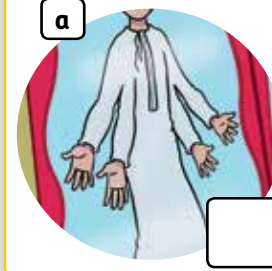

☐

b



☐

4

a


☐


b


☐

2



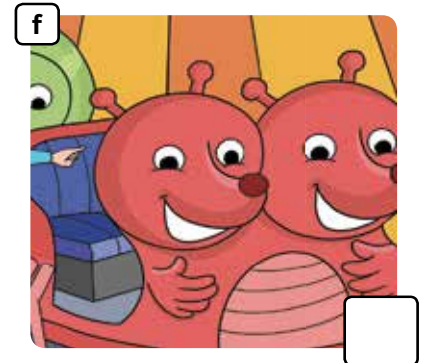

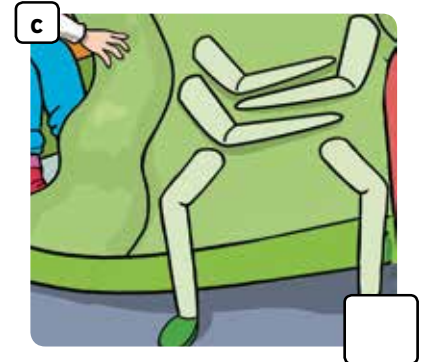


Draw and share.



1



Listen. Look and number.



2



Look and colour.

Values



Be safe



1



Listen, find and stick. Write.

a



face

.....

b



hair

.....

c



hands

.....

d





feet

.....

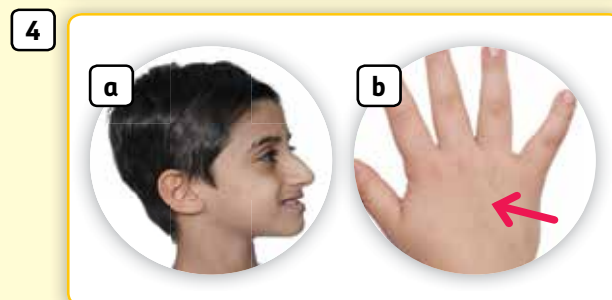

2




Listen and number.




1 Listen and circle.



2 Listen and colour.



3 Look and colour for Unit 5.



Pre A1 Starters Listening Part 4

- 1   5.26  Listen and colour.



6

My blue jacket

1

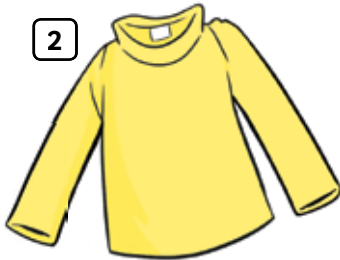


Listen. Look and match.

1




2



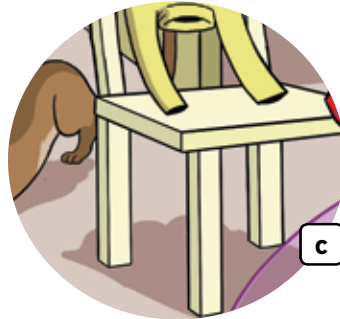
3



a



b



c

2



Listen, find and stick. Write.

a



skirt

b



sandals

c



T-shirt

d

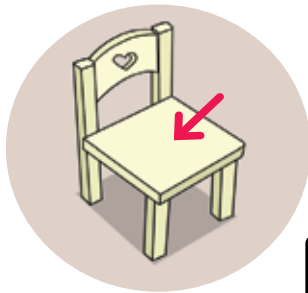


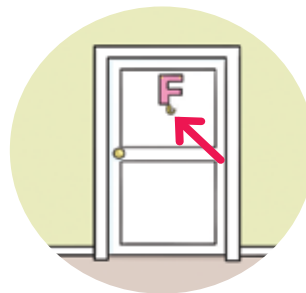
jacket

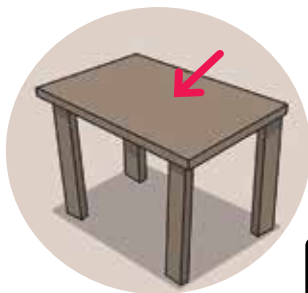
1

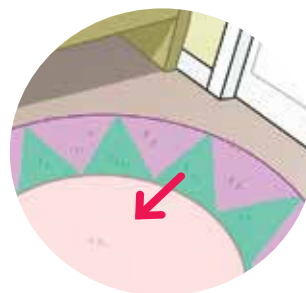


Listen and number.













2



Draw and share.



1  6.10  Listen. Look and number.



2  Look and colour.

Values  Be on time



1



Listen, find and stick. Write.

a



dishdasha

.....

b



socks

.....

c



dress

.....

d




hat

.....

2



Listen, draw and colour.




1 Listen and circle.



2 Listen and match.



3 Look and colour for Unit 6.



Pre A1 Starters Listening Part 4

- 1   6.26  Listen and colour.





Language booster 3

1 LC3.6 Listen and say. Then listen and number.

Tuesday

Friday

Monday

Saturday

Thursday

Sunday

Wednesday

2 LC3.7 Listen and tick (✓).

1 Sunday

2 Monday

3 Tuesday

Saturday

Sunday

Thursday

4 Wednesday

5 Thursday

6 Saturday

Friday

Tuesday

Wednesday

3 LC3.8 Listen. Then say.

Sunday

Tuesday

Monday

4



Listen and say Yes or No.


1



2



3



4



5



Listen. Then say for you.

I get up.



I go to school.




7

They're tigers

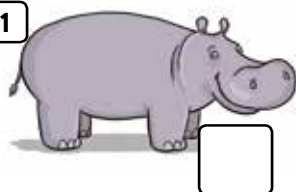
1




Listen. Count and write.




1



2



3



4



2



Listen, find and stick. Write.

a



hippo

b



zebra

c



tiger

d



monkey

1



Listen and number.

a




b



c




d





2



Draw and share.




1  Listen. Look and number.



2  Look and colour.

Values  Be kind to animals



1  7.17 Listen, find and stick. Write.

a



snake

.....

b



lizard

.....

c



frog

.....

d



spider

.....

2  7.18  Listen and circle.

1



a



b

2



a



b

3



a



b



4

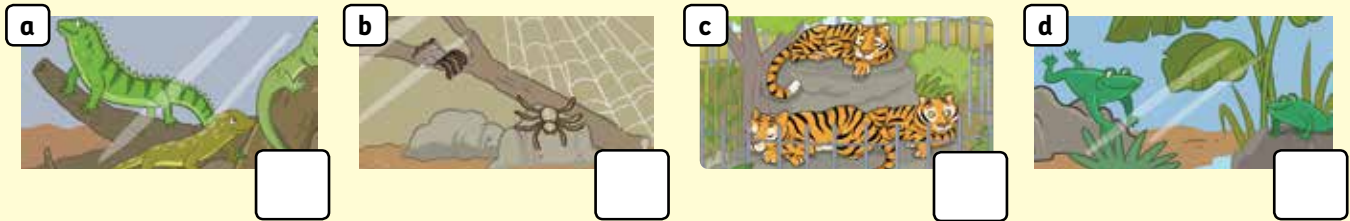



a






b


1  7.23  Listen and number.



2  Find, say and tick (✓).



3   Look and colour for Unit 7.



Pre A1 Starters Reading and Writing Part 3

1   Look at the pictures. Look at the letters. Write the words.

1



.....
.....
.....
.....



2



.....
.....
.....
.....



3



.....
.....
.....
.....



4



.....
.....
.....
.....



5



.....
.....
.....
.....



6



.....
.....
.....
.....



7



.....
.....
.....
.....



8



.....
.....
.....
.....



8

I like cakes

1



Listen. Look and circle.



2



Listen, find and stick. Write.

a



lemonade

b



lemons

c



apples

d



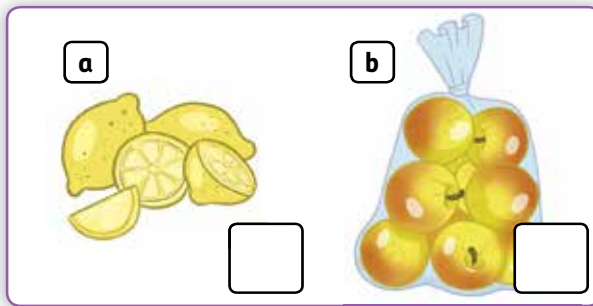
cakes

1

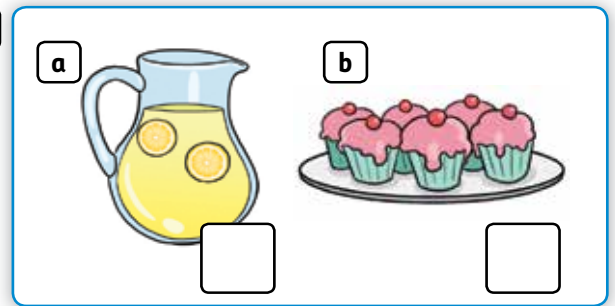


Listen and tick (✓).

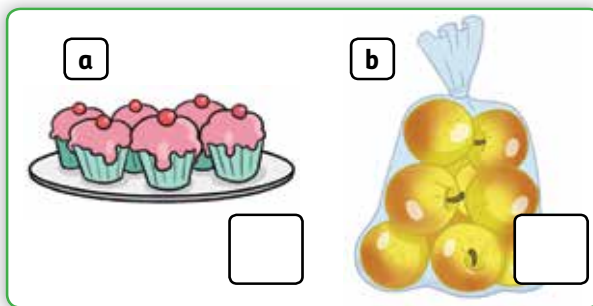
1



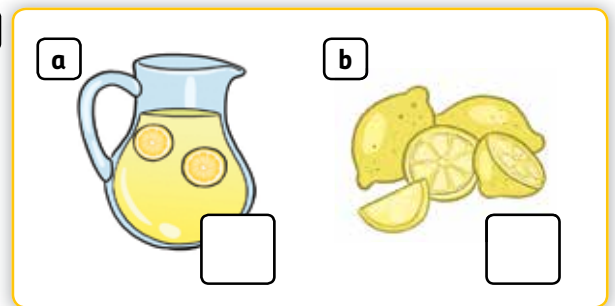
2



3



4




2



Draw and share.



1  Listen. Look and number.



2  Look and colour.

Values  Be polite



1



Listen, find and stick. Write.

a



juice

.....

b



carrots

.....

c



grapes

.....

d



sweets

.....

2



Listen and draw.

1



2



3



4



1



Listen and cross (X).




2




Listen and circle.

1




2



3




4



3



Look and colour for Unit 8.



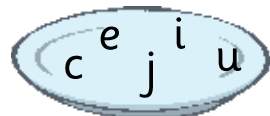
Pre A1 Starters Reading and Writing Part 3

1  Look at the pictures . Look at the letters. Write the words.

1



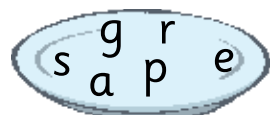
.....
.....
.....
.....



2



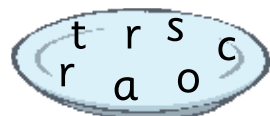
.....
.....
.....
.....



3



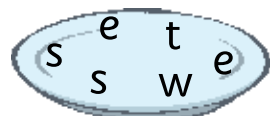
.....
.....
.....
.....



4



.....
.....
.....
.....



5



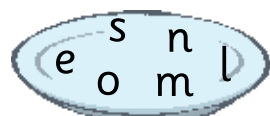
.....
.....
.....
.....



6



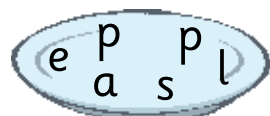
.....
.....
.....
.....



7



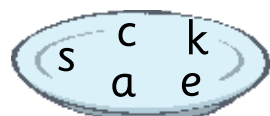
.....
.....
.....
.....



8



.....
.....
.....
.....


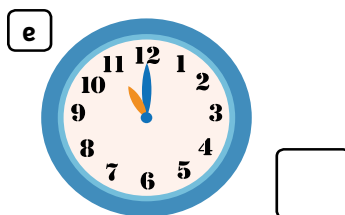
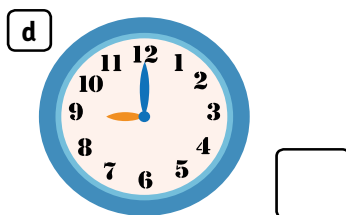




Language booster 4

1  Trace and copy.

Tracing practice for numbers 7, 8, 9, 10, 11, and 12 on lined paper. Each number is shown in a dotted format with numbered arrows indicating the stroke order and direction. The numbers are arranged in rows: 7, 8, 9, 10, 11, and 12. Each row contains three dotted numbers for tracing, followed by blank space for copying.

2   Listen and number.

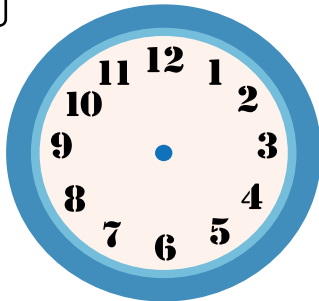


3

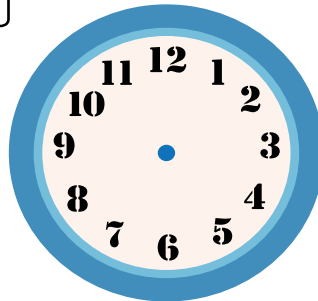


Listen and draw.

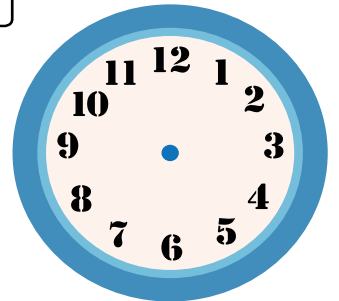
1



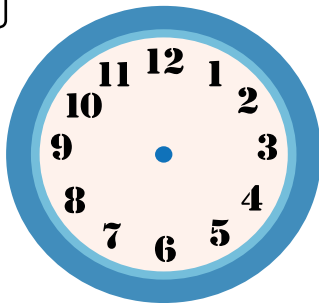
2



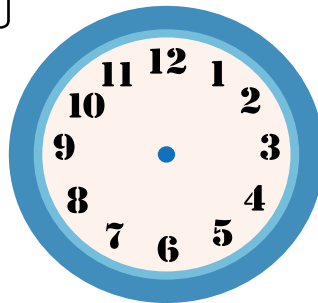
3



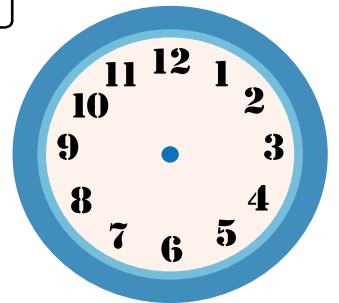
4



5



6



4



Draw and write. Say.

I get up at _____ o'clock.

I go to school at _____ o'clock.

I have lunch at _____ o'clock.

I go to bed at _____ o'clock.

Unit 5

Page 8



Page 11



Unit 6


Page 14



Page 17



Page 24



Unit 7

Page 22



Page 25




Unit 8

Page 28



Page 31



Language boosters

Pages 49, 29



Progress path

Pages 59, 58





York Press Limited
322 Old Brompton Road,
London SW5 9JH,
England

Original edition © Pearson Education Limited 2020

This edition published by York Press © 2023

Published by arrangement with Pearson Education Limited

The right of Anna Osborn to be identified as the author of this Work has been asserted by her in accordance with the Copyright, Designs and Patents Act 1988.

Additional material provided by Gareth Vaughan, Louisa Essenhugh, Natalie Murray and Sian Mavor.

Partner in development:

Foreign Languages Section,
Ministry of Education, Oman

The series has been customised by the Ministry of Education, Oman, based on the contract between the Ministry of Education and Pearson Education Limited and York Press Limited based on the ministerial decree 211/2021.

All rights reserved; no part of this publication may be reproduced, stored in a retrieval system, or transmitted in any form or by any means, electronic, mechanical, photocopying, recording, or otherwise without the prior written permission of the Publishers.

First published 2023

ISBN:

Image Credit(s):

Getty Images: Danger Dai 22, 26, 39; Dave McKay 25, 26, 39; in4mal 18; wdstock 31, 39

Shutterstock.com: Arctic ice 11, 12, 37; Art_man 8, 12, 37; buteo 22, 26, 39; Darren Baker 32; Digital Genetics 31, 39; Evgeny Karandaev 31, 39; gnohz 18; gogoiso 17, 18, 37; Harper 3D 25, 26, 39; Hayati Kayhan 32; iva 17, 18, 37; JeniFoto 28, 39; Karkas 14, 18, 37; kimberlywood 24; Lepas 31, 32, 39; Manuel Findeis 25, 26, 39; Margo Harrison 18; MartinMaritz 22, 26, 39; Nataly Studio 32; New Africa 28, 32, 39; NIKCOA 32; Olena Zaskochenko 14, 18, 37; Petro Perutskyi 11, 12, 37; raysay 10; Roman Samokhin 28, 32, 39; RooftopStudioBangkok 14, 18, 37; shama65 22, 26, 39; Soumen Tarafder 32; valkoinen 17, 18, 37; VIS Fine Art 18; Volosina 28, 32, 39; Worraket 25, 26, 39; ZuKIN Art Studio 14, 18, 37;

Oman Ministry of Education: 10, 17, 18, 24, 37

York Press Limited: 8, 10, 11, 12, 16, 20, 21, 30, 37

Illustrated by Rafa & Nathalie Studio (the characters Lily and Jack), Tamara Joubert (unit openers and stories), Christos Skaltsas (Hyphen) and Denis Alonso

Cover Image: Rafa & Nathalie Studio

Reg. No.: 5888/2023

LEARN Together
SUCCEED Together

TEAM Together OMAN



Team Together Oman is a four-level primary English course that develops language alongside future skills. Pupils are challenged to communicate creatively in authentic contexts, think critically and work together to get results. **Team Together Oman** sets out a clear path for progress and prepares children for success in external examinations including PTE Young Learners and Cambridge English Qualifications.

Grade 1B

For pupils

- Class Book with Digital Resources
- Activity Book
- Sounds and Spelling Book
- Audio
- Videos and animations

For teachers

- Teacher's Book with Digital Resources
- Flashcards
- Story Cards
- Posters
- Phonics Cards
- Phonics Blending Cards
- Phonics Story Cards
- Photocopiable quizzes and worksheets
- Audio
- Videos and animations

English Benchmark for Young Learners (EBYL) and **Team Together Oman** make the perfect partners for your language and assessment needs

GSE	10	20	30	40	50	60	70	80	90	
Grade 4										
Grade 3										
Grade 2										
Grade 1										
CEFR	<A1	A1	A2	A2+	B1	B1+	B2	B2+	C1	C2
	PTE YL		EBYL		Cambridge English Qualifications					
Grade 1					Pre A1 Starters					
Grade 2	Firstwords		Level 1		Pre A1 Starters					
Grade 3	Springboard		Level 2		Pre A1 Starters					
Grade 4	Quickmarch		Level 3		A1 Movers					

Learn more about the Global Scale of English at pearsonenglish.com/gse

Reg. No.: 5888/2023

www.moe.gov.om